

*“Whenever a light creates  
moods and emotions”*



**LOUIS**



Black



Red



Green



Blue

#### MATERIALS

Brass  
Sanded Glass

#### TECHNICAL SPECIFICATIONS

Led (CSL) : 10 W - 110 / 220 V AC - 3000 K  
Led (CLL) : 5 W - 24 V DC - 3000 K  
Dimensions: diameter 100 mm - height 55 mm

Datasheet available on request

#### PRODUCT DESCRIPTION

Ceiling recessed LED downlights with symmetrical light distribution on a flood beam that combines efficiency and technology with a classic and precious design style. Frame inlaid decorations are available in four different lacquered colors to best fit in any environment.


TECHNICAL DATA: PAGE 21

## TECHNICAL DATA

Cantalupi Lighting models can be supplied in multiple various configurations so as to satisfy each single request.

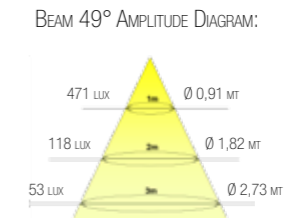
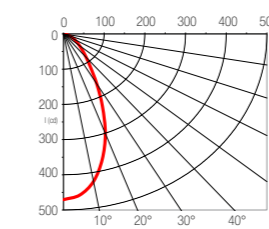
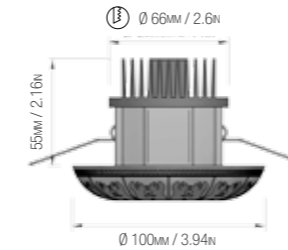
For this reason, the COMPLETE CODE must be communicated to allow us to univocally identify the model.

Therefore, once the model is determined the MASTER CODE must be identified and annotated in the TECHNICAL DATA section and after that will be following the variable codes which are related to the type of power supply, LED color temperatures and the desired frame finishing, as shown in the diagram.



## LOUIS DÉCORATIVE DOWNLIGHT - 10W - 110-220 V AC V<sub>F</sub> 28 v dc I<sub>F</sub> 350 mA / 5 W - 24 v dc

\* LUMEN & LUX FLOW DATA RELATIVE TO CSL VERSION LED CRI 80 / 3000 K



### MODEL SPECIFICS:

MODEL CODE: LUMEN: Lm/W: BEAM: CRI:  
20LOUIS01 454 46 49° 80

### VARIABLE PRODUCT CODES:

POWER SUPPLY 110/220 V AC  
Code: N (V<sub>F</sub> 28 I<sub>F</sub> 350 - CSL)  
POWER SUPPLY 24 V DC  
Code: D (24 v dc - CLL)

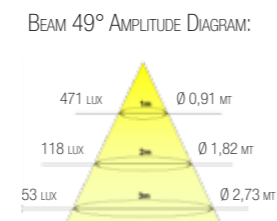
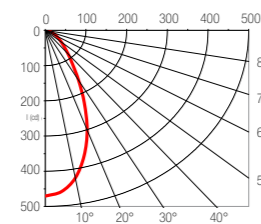
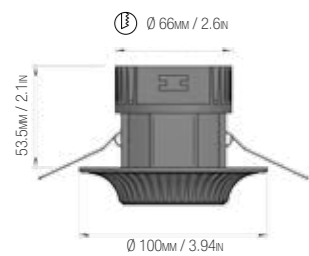
COLOR TEMPERATURE:  
Code: 2 (2700 Kelvin)  
Code: 3 (3000 Kelvin)

FINISHES:  
Code: B6 (Gold Brass + Lacq. Black)  
Code: B7 (Gold Brass + Lacq. Blue)  
Code: B8 (Gold Brass + Lacq. Green)  
Code: B9 (Gold Brass + Lacq. Red)

\* ADD THE VARIABLE CODES TO THE ITEM MASTER CODE.

## KYRA DÉCORATIVE DOWNLIGHT - 10W - 110-220 V AC V<sub>F</sub> 28 v dc I<sub>F</sub> 350 mA / 5 W - 24 v dc

\* LUMEN & LUX FLOW DATA RELATIVE TO CSL VERSION LED CRI 80 / 3000 K



### MODEL SPECIFICS:

MODEL CODE: LUMEN: Lm/W: BEAM: CRI:  
20KYRA01 454 46 49° 80

### VARIABLE PRODUCT CODES:

POWER SUPPLY 110/220 V AC  
Code: N (V<sub>F</sub> 28 I<sub>F</sub> 350 - CSL)  
POWER SUPPLY 24 V DC  
Code: D (24 v dc - CLL)

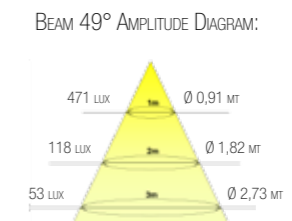
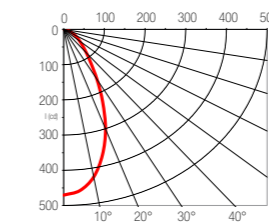
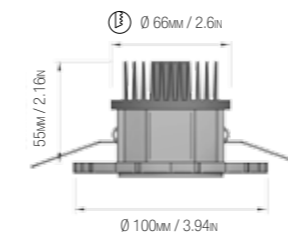
COLOR TEMPERATURE:  
Code: 2 (2700 Kelvin)  
Code: 3 (3000 Kelvin)

FINISHES:  
Code: CH (Chrome)  
Code: GO (Gold Brass)

\* ADD THE VARIABLE CODES TO THE ITEM MASTER CODE.

## HENRY DÉCORATIVE DOWNLIGHT - 10W - 110-220 V AC V<sub>F</sub> 28 v dc I<sub>F</sub> 350 mA / 5 W - 24 v dc

\* LUMEN & LUX FLOW DATA RELATIVE TO CSL VERSION LED CRI 80 / 3000 K



### MODEL SPECIFICS:

MODEL CODE: LUMEN: Lm/W: BEAM: CRI:  
20HENRY01 454 46 49° 80

### VARIABLE PRODUCT CODES:

POWER SUPPLY 110/220 V AC  
Code: N (V<sub>F</sub> 28 I<sub>F</sub> 350 - CSL)  
POWER SUPPLY 24 V DC  
Code: D (24 v dc - CLL)

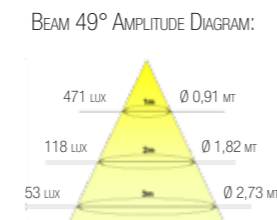
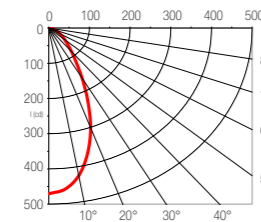
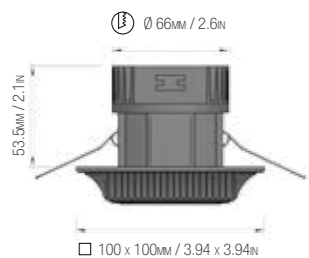
COLOR TEMPERATURE:  
Code: 2 (2700 Kelvin)  
Code: 3 (3000 Kelvin)

FINISHES:  
Code: B6 (Gold Brass + Lacq. Black)  
Code: B7 (Gold Brass + Lacq. Blue)  
Code: B8 (Gold Brass + Lacq. Green)  
Code: B9 (Gold Brass + Lacq. Red)

\* ADD THE VARIABLE CODES TO THE ITEM MASTER CODE.

## KLARA DÉCORATIVE DOWNLIGHT - 10W - 110-220 V AC V<sub>F</sub> 28 v dc I<sub>F</sub> 350 mA / 5 W - 24 v dc

\* LUMEN & LUX FLOW DATA RELATIVE TO CSL VERSION LED CRI 80 / 3000 K



### MODEL SPECIFICS:

MODEL CODE: LUMEN: Lm/W: BEAM: CRI:  
20KLARA01 454 46 49° 80

### VARIABLE PRODUCT CODES:

POWER SUPPLY 110/220 V AC  
Code: N (V<sub>F</sub> 28 I<sub>F</sub> 350 - CSL)  
POWER SUPPLY 24 V DC  
Code: D (24 v dc - CLL)

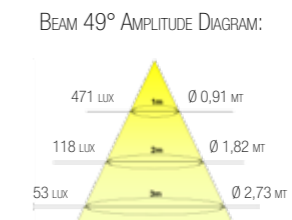
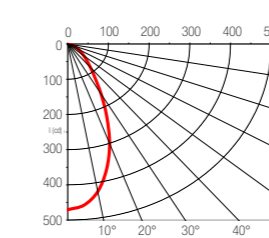
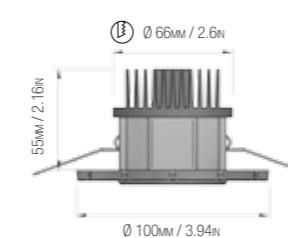
COLOR TEMPERATURE:  
Code: 2 (2700 Kelvin)  
Code: 3 (3000 Kelvin)

FINISHES:  
Code: CH (Chrome)  
Code: GO (Gold Brass)

\* ADD THE VARIABLE CODES TO THE ITEM MASTER CODE.

## CHARLES DÉCORATIVE DOWNLIGHT - 10W - 110-220 V AC V<sub>F</sub> 28 v dc I<sub>F</sub> 350 mA / 5 W - 24 v dc

\* LUMEN & LUX FLOW DATA RELATIVE TO CSL VERSION LED CRI 80 / 3000 K



### MODEL SPECIFICS:

MODEL CODE: LUMEN: Lm/W: BEAM: CRI:  
20CHARL01 454 46 49° 80

### VARIABLE PRODUCT CODES:

POWER SUPPLY 110/220 V AC  
Code: N (V<sub>F</sub> 28 I<sub>F</sub> 350 - CSL)  
POWER SUPPLY 24 V DC  
Code: D (24 v dc - CLL)

COLOR TEMPERATURE:  
Code: 2 (2700 Kelvin)  
Code: 3 (3000 Kelvin)

FINISHES:  
Code: B6 (Gold Brass + Lacq. Black)  
Code: B7 (Gold Brass + Lacq. Blue)  
Code: B8 (Gold Brass + Lacq. Green)  
Code: B9 (Gold Brass + Lacq. Red)

\* ADD THE VARIABLE CODES TO THE ITEM MASTER CODE.