

La collezione Matita è caratterizzata dall'esile profilo di alluminio e dal micro circuito LED ad alta efficienza. La ricerca progettuale, partita proprio da questi due elementi, si è concentrata sulla miniaturizzazione e l'alleggerimento di tutti gli altri componenti con l'obiettivo di lasciare l'essenziale per percepire solo linee di luce nello spazio. In questa direzione è andata la scelta degli snodi che permettono di muovere liberamente i profili e del cavo di nylon trasparente che lascia fluttuare nel vuoto le sospensioni.

Il risultato è sorprendente e ha visto la realizzazione di oggetti che non sono solo splendide lampade ma veri e propri strumenti per "disegnare con la luce" e ridefinire con essa la percezione dello spazio.

La famiglia si compone di svariate soluzioni tipologiche tradizionali come le lampade d'appoggio o da parete/plafone ma anche di soluzioni inedite e del tutto nuove; si va dalle lampade da terra che raggiungono i due metri e mezzo di altezza e possono essere inclinate sulla base, alla proposta a luce indiretta che sembra tagliare in due la parete, fino alla soluzione a "puntello" che può essere collocata liberamente tra la parete e il plafone, o alle lampade da incasso che sembrano uscire magicamente dal soffitto.

The Matita collection is characterized by the slender aluminium profile and the high efficiency LED micro circuit. The design research, begun from these two elements, focused on the miniaturization and lightening of all the other components, with the aim of leaving the essentials to perceive only lines of light in space. That's why we choose joints that allow the profiles to move freely and of the transparent nylon cable that lets the suspensions floating in the void.

The surprising result is the creation of objects with amazing design and, at the same time, functional tools for "drawing with light" and redefining the perception of environments.

The family consists of a variety of traditional solutions such as portable or wall / ceiling lamps, introducing on the other side innovative alternative configurations.

A wide selection of options between floor lamps, capable to achieve two and a half meters in height and rotating on the base, indirect light solutions, that seems to cut the wall in two sections, the spike wall to ceiling solution allowing placement at any height and angle and finally the recessed purpose that seem to magically come out of the ceiling.

La collezione Matita se caractérise par le profil mince en aluminium et le microcircuit LED à haute efficacité. La recherche de conception, qui est partie de ces deux éléments, s'est concentrée sur la miniaturisation et l'allègement de tous les autres composants dans le but de laisser l'essentiel pour ne percevoir que des lignes de lumière dans l'espace. Le choix des articulations qui permettent aux profilés de se déplacer librement et du câble en nylon transparent qui laisse flotter les suspensions dans le vide est allé dans ce sens.

Le résultat est surprenant et a vu la création d'objets qui ne sont pas seulement de splendides lampes mais de véritables outils pour « dessiner avec la lumière » et redéfinir la perception des environnements avec elle.

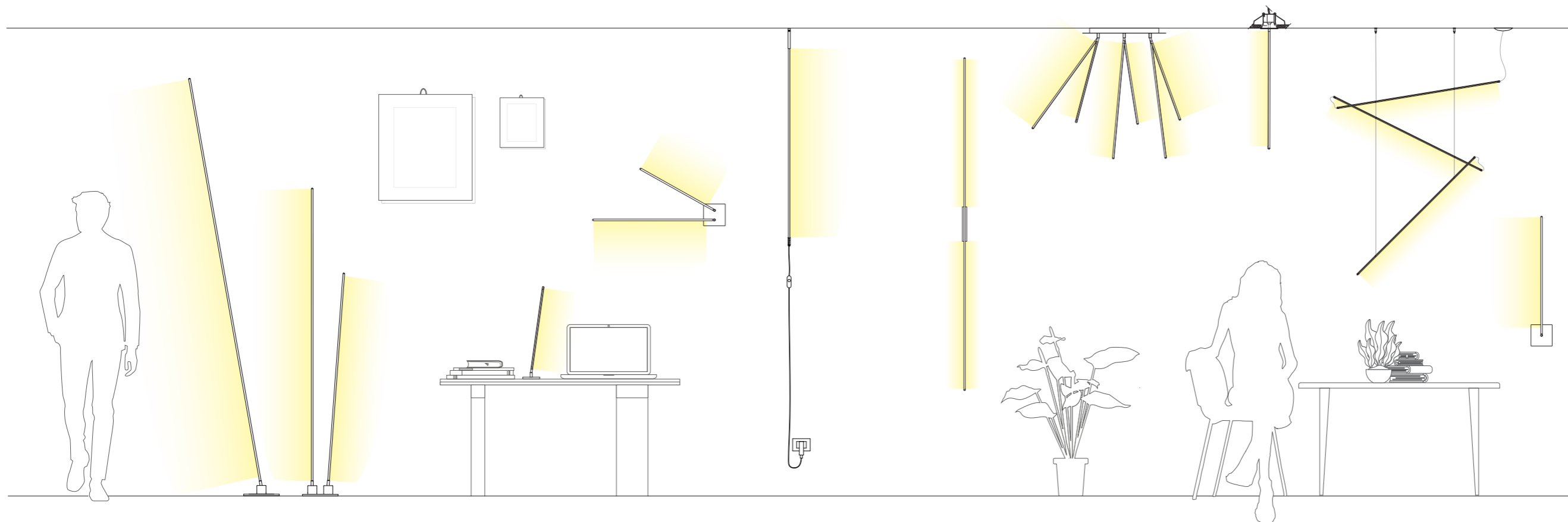
La famille se compose de diverses solutions typologiques traditionnelles telles que des supports ou des appliques/plafonniers mais aussi de solutions nouvelles et entièrement nouvelles; ils vont des lampadaires qui atteignent deux mètres et demi de hauteur et peuvent être inclinés sur la base, à la proposition de lumière indirecte qui semble couper le mur en deux, à la solution "prop" qui peut être librement placée entre le mur et le plafond, ou les lampes encastrées qui semblent sortir comme par magie du plafond.

Die Matita-Kollektion zeichnet sich durch das schlanke Aluminiumprofil und die hocheffiziente LED-Mikroschaltung aus. Die Designforschung, die von diesen beiden Elementen ausging, konzentrierte sich auf die Miniaturisierung und Aufhellung aller anderen Komponenten mit dem Ziel, das Wesentliche zu belassen, um nur Lichtlinien im Raum wahrzunehmen. In diese Richtung ging die Wahl der Gelenke, die eine freie Bewegung der Profile ermöglichen, und des transparenten Nylonseils, das die Aufhängungen im Leeren schweben lässt.

Das Ergebnis ist überraschend und hat zur Entstehung von Objekten geführt, die nicht nur prächtige Lampen, sondern echte Werkzeuge sind, um „mit Licht zu zeichnen“ und damit die Wahrnehmung von Raum neu zu definieren. Die Familie besteht aus verschiedenen traditionellen typologischen Lösungen wie Stütz- oder Wand-/Deckenleuchten, aber auch aus neuen und völlig neuen Lösungen; Sie reichen von Stehleuchten, die eine Höhe von zweieinhalb Metern erreichen und am Sockel geneigt werden können, über das indirekte Lichtangebot, das die Wand zu teilen scheint, bis hin zur „Stützen“-Lösung, die frei zwischen der Wand platziert werden kann und die Decke, oder die Einbauleuchten, die wie von Zauberhand aus der Decke zu kommen scheinen.

La colección Matita se caracteriza por el perfil delgado de aluminio y el microcircuito LED de alta eficiencia. El estudio de diseño, que ha empezado propio de estos dos elementos, se centró en la miniaturización y aligeramiento de todos los otros componentes con el objetivo de dejar lo esencial para percibir solo líneas de luz en el aire. La elección de las uniones que permiten que los perfiles se muevan libremente y del cable de nailon transparente que deja flotar las suspensiones en el aire fue en esta dirección. El resultado es sorprendente y ha visto la creación de objetos que no solo son espléndidas lámparas sino verdaderas herramientas para "dibujar con luz" y redefinir la percepción del espacio con ella. La familia está formada por varias soluciones y tipología tradicionales como soporte o apliques / plafones, pero también por soluciones inédita y completamente nuevas; empezando desde las lámparas de pie que alcanzan los dos metros y medio de altura y se pueden inclinar sobre la base, a la propuesta de luz indirecta que parece cortar la pared en dos, a la solución "puntal" que se puede colocar libremente entre la pared y el techo, o las lámparas empotradas que parecen salir mágicamente del techo.

Коллекция Matita (карандаш) выделяется подчеркнуто тонким алюминиевым профилем и высокоэффективным светодиодным модулем. Проектировщики исходили именно из таких характеристик этих элементов и сконцентрировались на миниатюризации всех компонентов с тем, чтобы подчеркнуть именно лучи света в пространстве. Для этого были подобраны соединительные элементы, позволяющие свободно передвигать плавающие в воздухе подвесы из прозрачного нейлона. Эти замечательные приборы дают потрясающий результат, «рисуют» световые эффекты и перераспределяя параметры пространства. Коллекция светильников состоит из разнообразных традиционных типологий, таких как торшеры/настольные лампы, настенные/потолочные, но также и новых решений, таких как напольные светильники высотой два с половиной метра, у которых можно менять угол наклона. Еще есть настенные, которые как бы разрезают стену пополам, свободно расположенные «распорки» между стеной и потолком, встроенные светильники как бы «выскакивающие» из стены.



Matita



La lampada ruota liberamente sul suo asse con un'inclinazione massima di 30°. - The lamp rotates freely on its axis with a maximum inclination of 30°.



Il disegno esile e lineare è enfatizzato dall'altezza del profilo, fino a 250 cm. - The slender and linear design of the lamp is emphasized by the height of the profile, up to 250 cm.



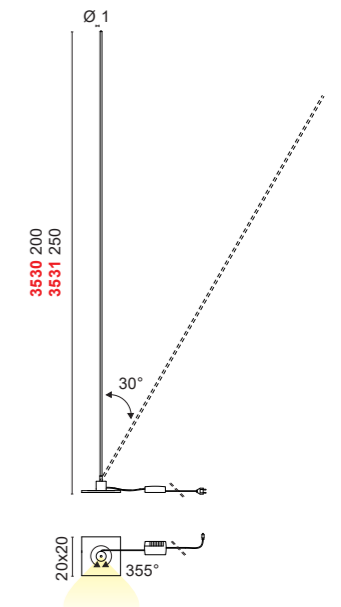
3530

.02 Nero - Black

Completa di DIMMER su cavo nero
With DIMMER on black cable

Color temperature	Light sources	lm
/W 4000K	LED 24W	2812 lm
/WW 3000K	LED 24W	2565 lm
/XW 2700K	LED 24W	2280 lm

F E E90 Dim R 1,90 Kg



3531

.02 Nero - Black

Completa di DIMMER su cavo nero
With DIMMER on black cable

Color temperature	Light sources	lm
/W 4000K	LED 30W	3552lm
/WW 3000K	LED 30W	3240lm
/XW 2700K	LED 30W	2880lm

F E E90 Dim R 2,40 Kg



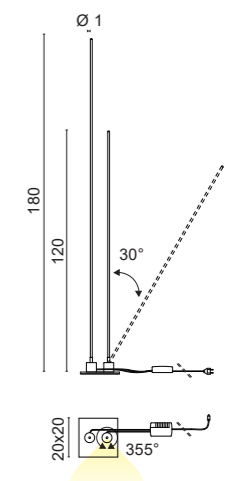
3532

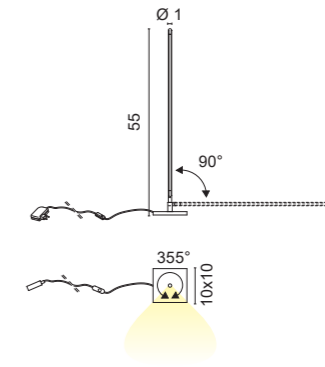
.02 Nero - Black

Completa di DIMMER su cavo nero
With DIMMER on black cable

Color temperature	Light sources	lm
/W 4000K	LED 35W	4144lm
/WW 3000K	LED 35W	3780lm
/XW 2700K	LED 35W	3360lm

F E E90 Dim R 2,80 Kg





2520
.02 Nero - Black

Completa di DIMMER su nero
 With DIMMER on black cable

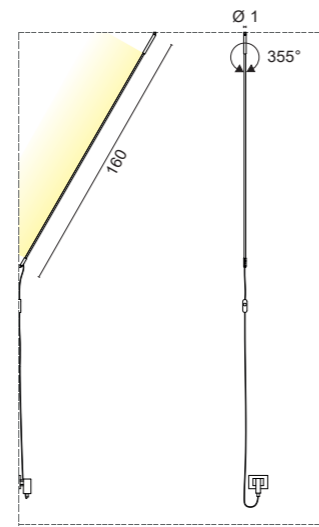
Color temperature	Light sources	lm
/W 4000K	LED 6,2W	740lm
/WW 3000K	LED 6,2W	675lm
/XW 2700K	LED 6,2W	600lm

F Dim R 0,50 Kg

Il profilo di luce può essere inclinato sulla base fino a disporsi parallelo al tavolo.
 The light profile can be tilted on the base until it becomes parallel to the table.







4633

.02 Nero - Black



Completa di DIMMER su cavo nero
With DIMMER on black cable

Color temperature	Light sources	lm
/W 4000K	LED 19W	2020lm
/WW 3000K	LED 19W	2025lm
/XW 2700K	LED 19W	1800lm

F, ENEC, CE, RoHS, Dim, R 0,30 Kg

Una nuova Tipologia di lampada che può essere installata tra parete e soffitto per creare segni di luce liberi nello spazio.

A new type of lamp that can be installed between the wall and ceiling to create free signs of light in the space.



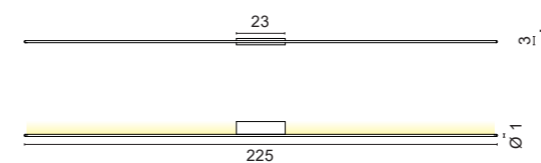
4634

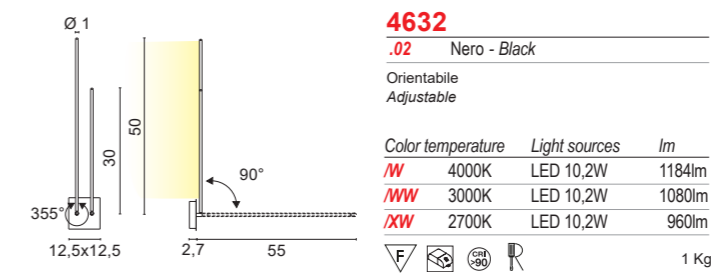
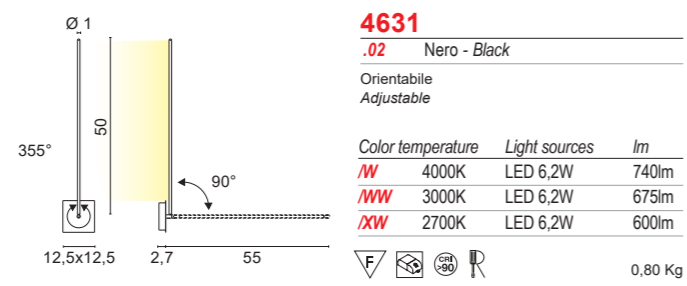

.02 Nero - Black

Non orientabile - Dimmerabile TRIAC a richiesta
Not adjustable - TRIAC dimming on request

Color temperature	Light sources	lm
/W 4000K	LED 27,5W	3256lm
/WW 3000K	LED 27,5W	2970lm
/XW 2700K	LED 27,5W	2640lm

F, ENEC, CE, RoHS, R 0,80 Kg





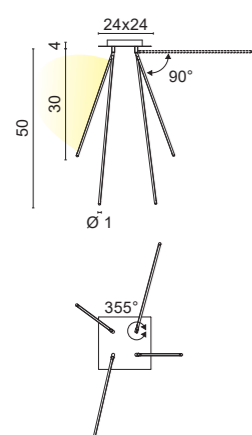




Gli steli, di due diverse lunghezze, sono indipendenti e possono essere orientati singolarmente.
Questo permette di creare infinite configurazioni e di adattare la lampada a tutte le esigenze di luce diretta e indiretta.

The stems, of two different lengths, are independent and can be individually oriented.

This finally allows to create configurations and to adapt the lamp to all direct and indirect light needs.



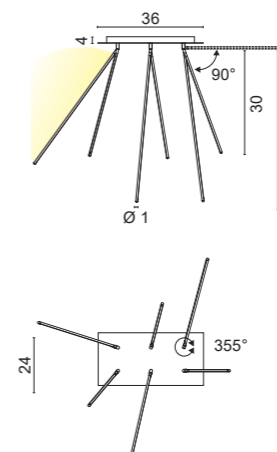
5671

.02 Nero - Black

Orientabile
Adjustable

Color temperature	Light sources	lm
/W 4000K	LED 20,4W	2368lm
/WW 3000K	LED 20,4W	2106m
/XW 2700K	LED 20,4W	1920lm

1,50 Kg



5672


.02 Nero - Black

Orientabile
Adjustable

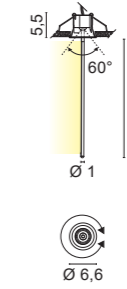
Color temperature	Light sources	lm
/W 4000K	LED 30,6W	3552lm
/WW 3000K	LED 30,6W	3240m
/XW 2700K	LED 30,6W	2880lm

2,50 Kg





Un segno di luce, di tre differenti lunghezze, da installare nel controffitto. La possibilità di orientare il profilo permette di creare infinite configurazioni e giochi di luce.
A light sign, of three different lengths, to be installed in the false ceiling. The possibility of orienting the profile allows you to create infinite configurations and plays of light.

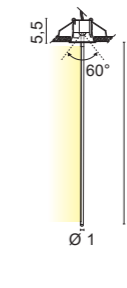


5,9 cm

6701
.02 Nero - Black
Orientabile
Adjustable

Color temperature	Light sources	lm
/W 4000K	LED 4W	444lm
/WW 3000K	LED 4W	405lm
/XW 2700K	LED 4W	360lm

0,20 Kg




5,9 cm

6702
.02 Nero - Black
Orientabile
Adjustable

Color temperature	Light sources	lm
/W 4000K	LED 6,2W	740lm
/WW 3000K	LED 6,2W	675lm
/XW 2700K	LED 6,2W	600lm

0,30 Kg



5,9 cm

6703
.02 Nero - Black
Orientabile
Adjustable

Color temperature	Light sources	lm
/W 4000K	LED 9W	1036lm
/WW 3000K	LED 9W	945lm
/XW 2700K	LED 9W	840lm

0,40 Kg

Matita incasso è fornita senza driver che va scelto separatamente (vedi tabella).
Matita recessed is supplied without drivers. Must be chosen separately (see table).

Drivers **ON/OFF**

Cod.	0155	0156	0160	0157	0161/100	0162
	24V-13W	24V-25W	24V-50W	24V-75W	24V-100W	24V-150W

DIMMABLE drivers

Cod.	0110/DIM	0717/DIM60	0717/DIM100
	12/24V	24V-60W	24V-100W

LED emergency unit

Cod.	0115/EM
	Inverter + Battery + LED indicator

Solo collegamento in parallelo. - Only parallel connection.



1674

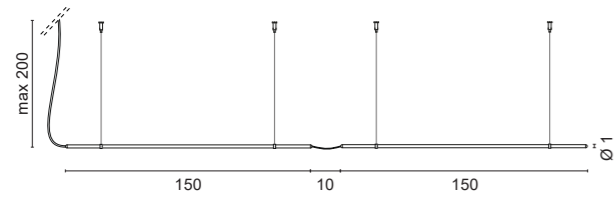
.02 Nero - Black

2x150cm

Kit di fissaggio a sospensione fornito con la lampada.
Suspension fixing kit supplied with the lamp.

Color temperature	Light sources	lm
/W 4000K	LED 37,5W	4440lm
/WW 3000K	LED 37,5W	4050lm
/XW 2700K	LED 37,5W	3600lm

0,50 Kg



1675

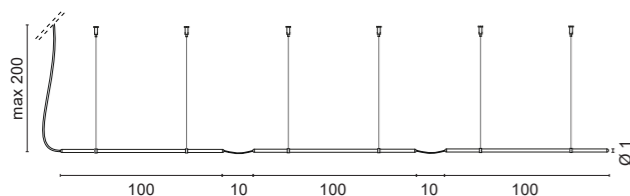
.02 Nero - Black

3x100cm

Kit di fissaggio a sospensione fornito con la lampada.
Suspension fixing kit supplied with the lamp.

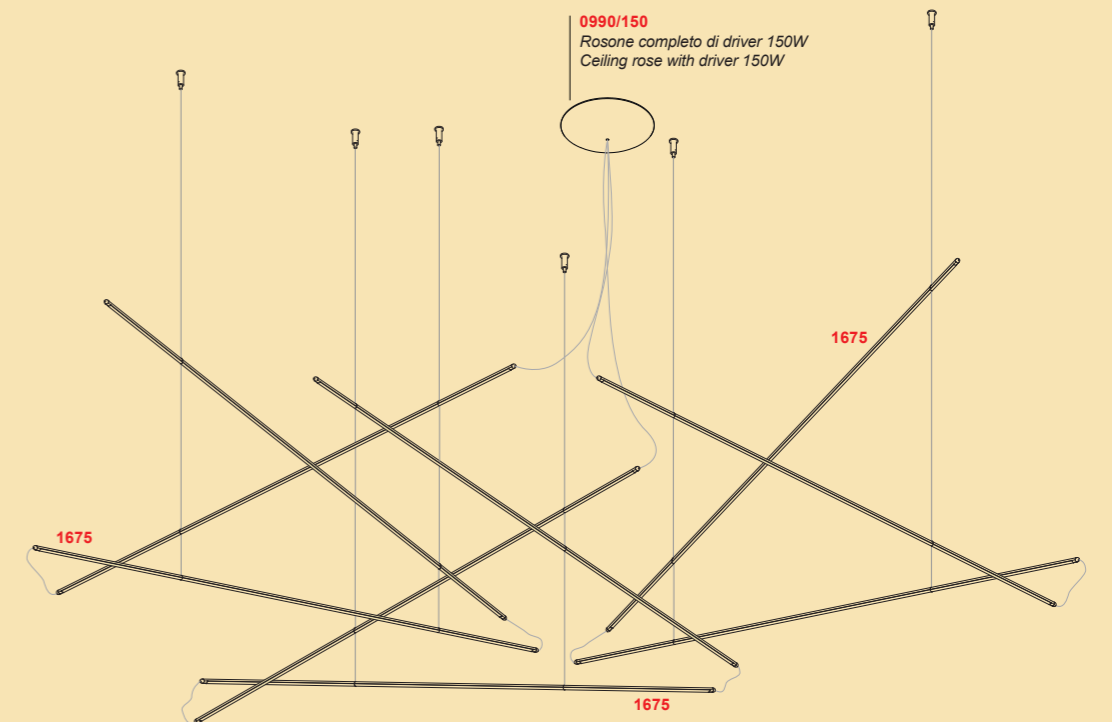
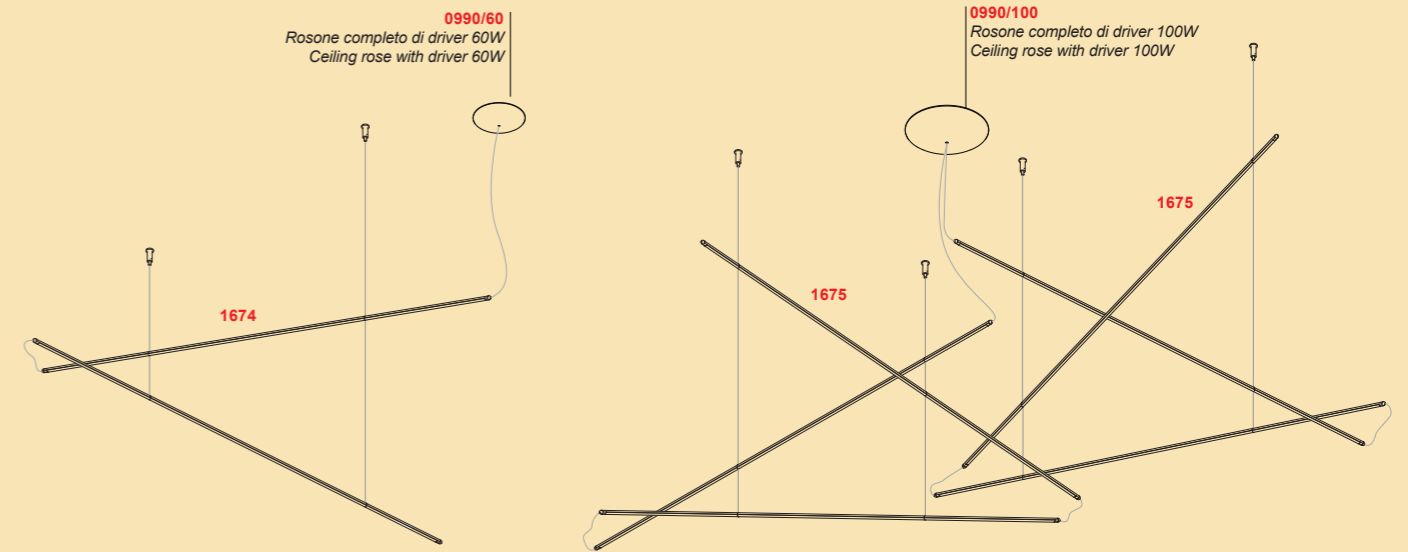
Color temperature	Light sources	lm
/W 4000K	LED 37,5W	4440lm
/WW 3000K	LED 37,5W	4050lm
/XW 2700K	LED 37,5W	3600lm

0,60 Kg



Cavo di sospensione in nylon. Su ogni singolo cavo è possibile inserire e far scorrere più clips di fissaggio.
Nylon suspension cable. On each single cable it is possible to insert and slide more fixing clips.

Esempi di installazione multipla, la scelta del rosone è determinata dalla somma delle potenze delle singole lampade.
Examples of multiple installation, the choice of the ceiling rose depends on total power consumption.



1676

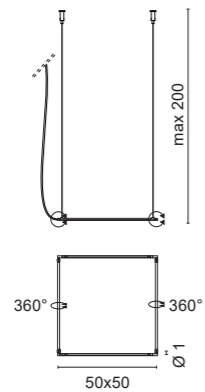
.02 Nero - Black

4x50cm

Kit di fissaggio a sospensione fornito con la lampada.
Suspension fixing kit supplied with the lamp.

Color temperature	Light sources	lm
/W 4000K	LED 25W	2970lm
/WW 3000K	LED 25W	2700lm
/XW 2700K	LED 25W	2400lm

0,50 Kg



1677

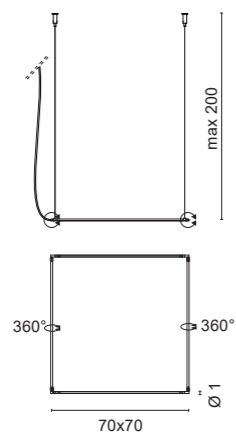
.02 Nero - Black

4x70cm

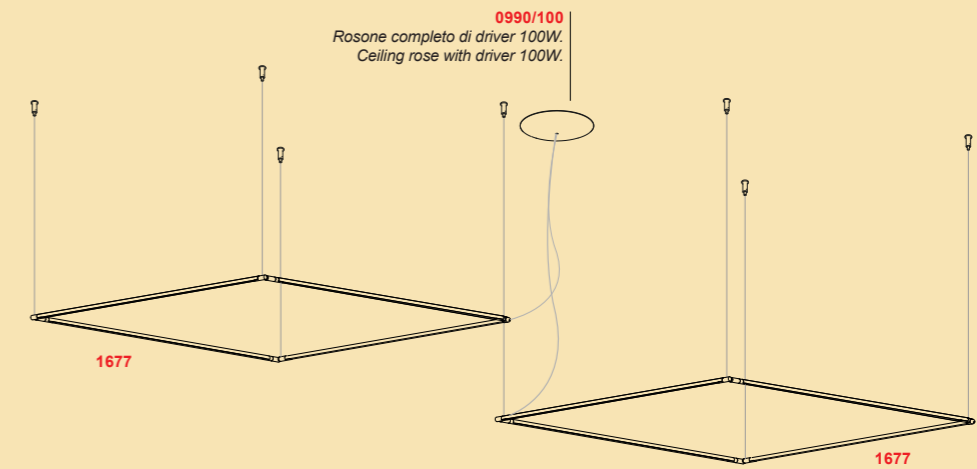
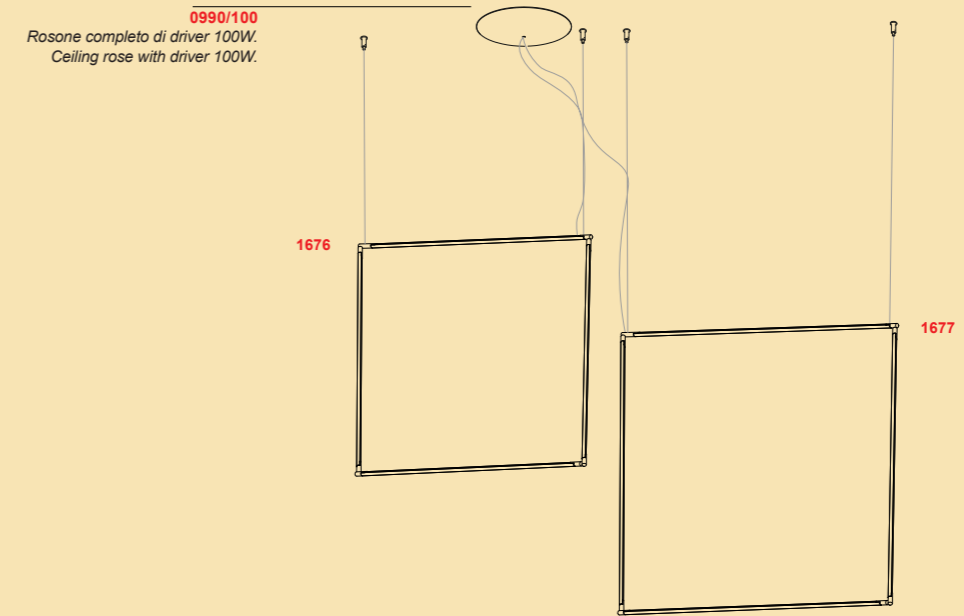
Kit di fissaggio a sospensione fornito con la lampada.
Suspension fixing kit supplied with the lamp.

Color temperature	Light sources	lm
/W 4000K	LED 35W	4144lm
/WW 3000K	LED 35W	3780lm
/XW 2700K	LED 35W	3360lm

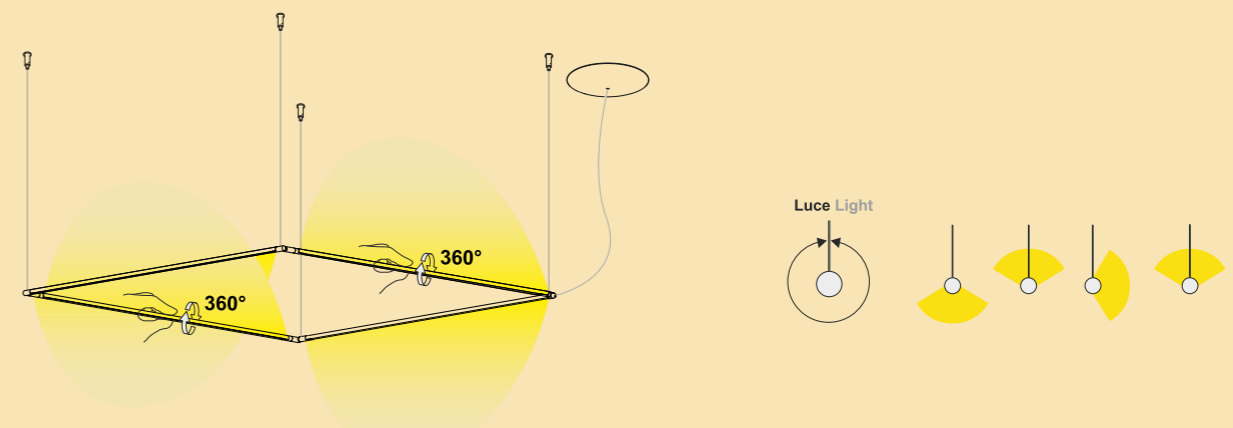
0,70 Kg



Esempi di installazione multipla, la scelta del rosone è determinata dalla somma delle potenze delle singole lampade.
Examples of multiple installation, the choice of the ceiling rose depends on total power consumption.



Due profili opposti dei quattro possono essere ruotati.
Two opposite profiles of the four can be rotated.

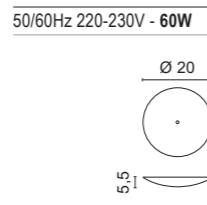


ROSONE COMPLETO DI DRIVER 60W
CEILING ROSE WITH DRIVER 60W

Code	W	Codici finiture - Finishes codes
0990/60	60W	.01 Bianco - White
0990/60	60W	.02 Nero - Black

DIMMERAZIONE
DIMMING

1...10 V
/P /V
/P /V



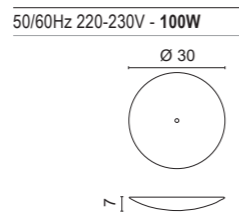
0,70 Kg

ROSONE COMPLETO DI DRIVER 100W
CEILING ROSE WITH DRIVER 100W

Code	W	Codici finiture - Finishes codes
0990/100	100W	.01 Bianco - White
0990/100	100W	.02 Nero - Black

DIMMERAZIONE
DIMMING

1...10 V	TRAIL
/P /V	/D
/P /V	/D



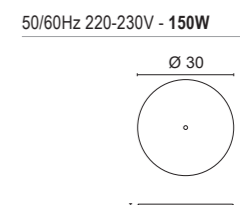
1,30 Kg

ROSONE COMPLETO DI DRIVER 150W
CEILING ROSE WITH DRIVER 150W

Code	W	Codici finiture - Finishes codes
0990/150	150W	.01 Bianco - White
0990/150	150W	.02 Nero - Black

DIMMERAZIONE
DIMMING

1...10 V	TRAIL
/P /V	/D
/P /V	/D



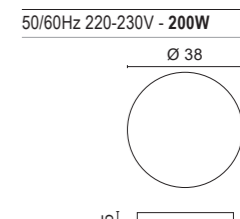
1,30 Kg

ROSONE COMPLETO DI DRIVER 200W (2x100W)
CEILING ROSE WITH DRIVER 200W (2x100W)

Code	W	Codici finiture - Finishes codes
0990/200	200W	.01 Bianco - White
0990/200	200W	.02 Nero - Black

DIMMERAZIONE
DIMMING

1...10 V	TRAIL
/P /V	/D
/P /V	/D



2,0 Kg

