

Sistema di piccole lampade a sospensione a luce diffusa o diretta.

I corpi sono realizzati in alluminio, i diffusori in vetro opalino soffiato e acidato o in metallo stampato.

I sistemi sono componibili in svariate configurazioni. Si possono realizzare soluzioni "a cascata" o lineari fino a 9 elementi ma anche configurazioni più complesse e attuali utilizzando i rosoni radiali e gli optional a disposizione.

Per esempio, partendo da un'unica alimentazione, è possibile guidare il sottile cavo coassiale disegnando un percorso sul soffitto e fare scendere la sospensione nella posizione voluta.

Le piccole dimensioni e il disegno essenziale, unite alla versatilità delle composizioni, rendono il sistema Tulipano adatto per essere utilizzato in moltissimi contesti; dall'illuminazione puntuale su piccoli tavoli o sopra un comodino di una stanza da letto, in gruppi di più elementi su tavoli importanti, receptions, banconi di bar, fino a composizioni più importanti in ampi spazi come luci scenografiche e d'effetto.

I rosoni che contengono i driver e gli accessori sono da ordinare separatamente.

Sono disponibili versioni per accensione ON/OFF o per la dimmerazione della luce.

System of small suspension lamps with diffused or direct light.

The bodies are made of aluminium, the diffusers in blown and etched opal glass or in moulded metal.

The systems are modular in various configurations in accordance with the chosen canopies. We can play between "waterfall" or linear solutions up to 12 elements, as well as more complex and trendy configurations using the radial canopies and the available accessories.

For example, starting from a single power supply, it is possible to guide the thin coaxial cable by drawing a path on the ceiling and to lower the suspension to the desired position.

The small size and minimal design, combined with the versatility of the compositions, make the Tulipano system suitable for use in different environments; from spot lighting on small tables or on a bedside table in a bedroom, to groups of several elements on meeting rooms, receptions, bar counters, or finally into more important compositions in large spaces where effect lights are needed.

The canopies containing the drivers and accessories must be ordered separately.

Versions are available both with ON / OFF switching or dimming the light.

Système de petites lampes à suspension à lumière diffuse ou directe.

Les corps sont en aluminium, les diffuseurs en verre opale soufflé et gravé ou en métal moulé.

Les systèmes sont modulaires dans différentes configurations en fonction des rosaces choisies. Il est possible de créer des solutions "cascade" ou linéaires jusqu'à 12 éléments mais aussi des configurations plus complexes et actuelles en utilisant les verrières radiales et les options disponibles.

Par exemple, à partir d'une seule alimentation, il est possible de guider le fin câble coaxial en traçant un chemin au plafond et d'abaisser la suspension jusqu'à la position souhaitée.

Les petites dimensions et le design essentiel, combinés à la polyvalence des compositions, rendent le système Tulipano adapté à une utilisation dans de nombreux contextes ; de l'éclairage ponctuel sur de petites tables ou sur une table de chevet dans une chambre, en groupes de plusieurs éléments sur des tables importantes, des réceptions, des comptoirs de bar, aux compositions plus importantes dans de grands espaces telles que les lumières scénographiques et à effets.

Les rosaces de plafond contenant les drivers et accessoires doivent être commandées séparément.

Des versions sont disponibles pour la commutation ON / OFF ou pour la gradation de la lumière.

System kleiner Pendelleuchten mit diffusen oder direktem Licht.

Die Körper sind aus Aluminium, die Diffusoren aus geblasenem und geätzttem Opalglas oder aus geformtem Metall.

Die Systeme sind modular in verschiedenen Konfigurationen entsprechend der gewählten Rosetten. Mit den radialen Überdachungen und den verfügbaren Optionen können "Kaskaden"- oder lineare Lösungen bis zu 12 Elementen, aber auch komplexere und aktuellere Konfigurationen erstellt werden.

So ist es beispielsweise möglich, ausgehend von einem einzigen Netzteil, das dünne Koaxialkabel durch Ziehen eines Weges an der Decke zu führen und die Aufhängung in die gewünschte Position abzusenken.

Die geringen Abmessungen und das essentielle Design, kombiniert mit der Vielseitigkeit der Kompositionen, machen das Tulipano-System für den Einsatz in vielen Kontexten geeignet; von Spotbeleuchtung auf kleinen Tischen oder auf einem Nachttisch im Schlafzimmer, in Gruppen von mehreren Elementen auf wichtigen Tischen, Empfängen, Bartheken bis hin zu wichtigeren Kompositionen in großen Räumen wie szenografische und Effektlichter.

Die Deckenrosetten mit den Treibern und Zubehör müssen separat bestellt werden.

Es stehen Varianten zum EIN-/AUS-Schalten oder zum Dimmen des Lichts zur Verfügung.

Sistema de pequeñas lámparas de suspensión de luz difusa o directa.

Los cuerpos son de aluminio, los difusores en vidrio opalino soplado y grabado o en metal estampado.

Los sistemas son modulares en varias configuraciones. Es posible crear soluciones en "cascada" o lineales hasta 9 elementos pero también configuraciones más complejas y actuales utilizando florones radiales y las opciones disponibles.

Por ejemplo, empezando de una única fuente de alimentación, es posible guiar el delgado cable coaxial trazando un camino en el techo y bajar la suspensión a la posición deseada.

Las pequeñas dimensiones y el diseño esencial, combinados con la versatilidad de las composiciones, hacen que el sistema Tulipano sea adecuado para su uso en muchos contextos; desde la iluminación puntual en pequeñas mesas o en una mesilla de noche en un dormitorio, en grupos de varios elementos en importantes mesas, recepciones, barras de bar, hasta composiciones más importantes en grandes espacios como luces escenográficas y de efectos.

Los florones que contienen los drivers y los accesorios deben pedirse por separado.

Hay versiones disponibles para encender / apagar o para atenuar la luz.

Система из маленьких подвесных светильников прямого или рассеянного света.

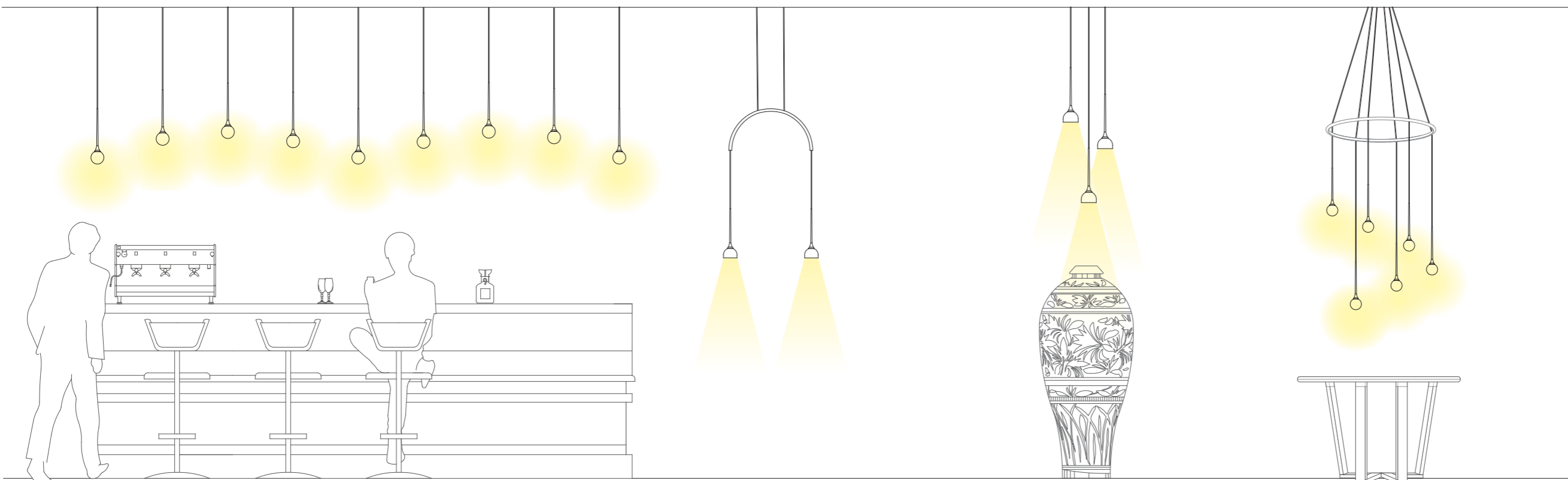
Корпус из алюминия, диффузоры из матового протравленного стекла или штампованного металла.

Системы komponируются в разные конфигурации. Можно построить каскады или линии до 9 элементов в каждом, можно создать еще более сложные конструкции при помощи радиальных потолочных розеток и других имеющихся в наличии аксессуаров.

Например, начиная от одной точки подключения, можно на тонком тросе пересечь весь потолок и подвесить светильник в нужном месте.

Компактные размеры и четкий дизайн делают систему Tulipano подходящей для использования в самых разных контекстах: от точечной подсветки маленьких столиков или прикроватных тумб до освещения крупных объектов группами светильников, таких как столов или барных стоек и вплоть до сценострографических решений и специальных эффектов.

Розетки, в которых размещены драйверы, и другие аксессуары заказываются отдельно. Есть варианты с включением on/off и с диммированием.





Tulipano

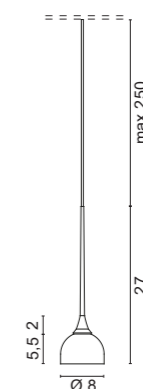


1680

- .02** Nero (interno bianco)
Black (in white)
- .25** Dorato satinato (interno bianco)
Golded satin (in white)

2700K e 4000K su richiesta
2700K and 4000K on request

Color temperature	Light sources	lm
MW 3000K	LED 3W	333 lm

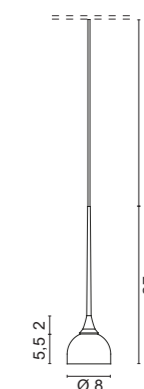


1682

- .02** Nero (interno bianco)
Black (in white)
- .25** Dorato satinato (interno bianco)
Golded satin (in white)

2700K e 4000K su richiesta
2700K and 4000K on request

Color temperature	Light sources	lm
MW 3000K	LED 3W	333 lm

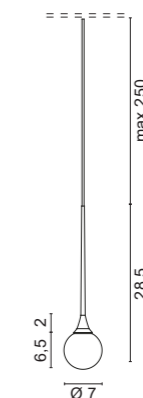


1681

- .02** Nero - Black
- .25** Dorato satinato - Golded satin

2700K e 4000K su richiesta
2700K and 4000K on request

Color temperature	Light sources	lm
MW 3000K	LED 3W	333 lm

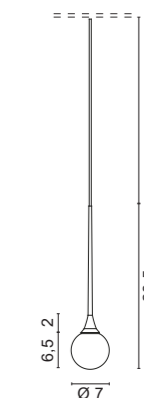


1683

- .02** Nero - Black
- .25** Dorato satinato - Golded satin

2700K e 4000K su richiesta
2700K and 4000K on request

Color temperature	Light sources	lm
MW 3000K	LED 3W	333 lm



Accessori e rosoni per composizioni a cascata
Accessories and ceiling roses for cascade compositions



0614/1
IN: 50/60Hz 220-240V
OUT: 500mA DC
Ø 9,3cm
H 3cm

Rosone per sospensione
con driver integrato senza cavo - 1 lampada
Ceiling rose for suspension
with driver without cable - 1 lamp

Colore

.01 Bianco - White
.02 Nero - Black

0,13 Kg

0614/2
IN: 50/60Hz 220-240V
OUT: 500mA DC
Ø 12,5cm
H 3cm

Rosone per sospensione
con driver integrato senza cavo - 2 lampade
Ceiling rose for suspension
with driver without cable - 2 lamps

Colore

.01 Bianco - White
.02 Nero - Black

0,20 Kg

0614/R
IN: 50/60Hz 220-240V
OUT: 500mA DC
Ø 9cm

Rosone per cartongesso
con alimentatore - 1 lampada
Plasterboard ceiling rose with
converter - 1 lamps

Colore

.01 Bianco - White
.02 Nero - Black

0,15 Kg


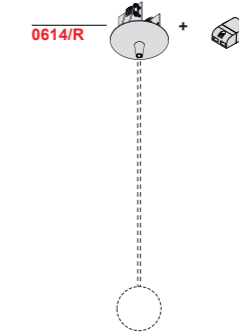

0614/4
IN: 50/60Hz 220-240V
OUT: 500mA DC
Ø 20cm
H 3,5cm

Rosone con driver integrato - 4 lampade
Dimmerabile a richiesta
Canopy with driver - 4 lamps
Dimmable upon request

Colore

.01 Bianco - White
.02 Nero - Black

1,20 Kg



0614/6
IN: 50/60Hz 220-240V
OUT: 500mA DC
Ø 27cm
H 3,5cm

Rosone con driver integrato - 6 lampade
Dimmerabile a richiesta
Canopy with driver - 6 lamps
Dimmable upon request

Colore

.01 Bianco - White
.02 Nero - Black

1,20 Kg

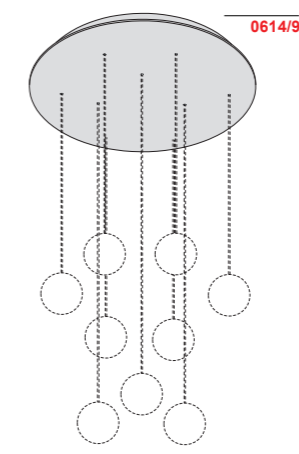
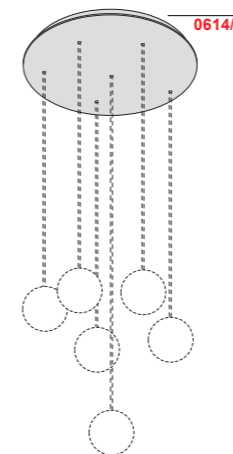
0614/9
IN: 50/60Hz 220-240V
OUT: 500mA DC
Ø 38cm
H 3,5cm

Rosone con driver integrato - 9 lampade
Dimmerabile a richiesta
Canopy with driver - 9 lamps
Dimmable upon request

Colore

.01 Bianco - White
.02 Nero - Black

2,40 Kg



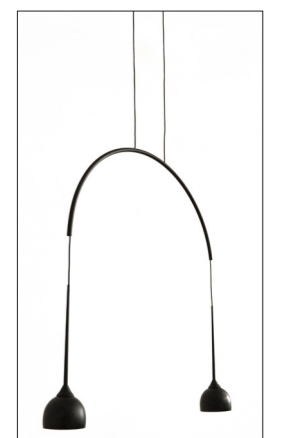
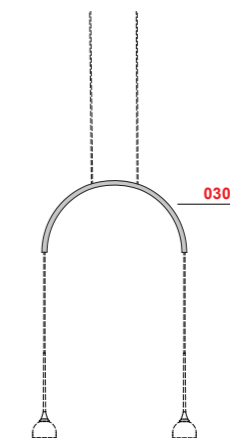
Accessori - Accessories

0302
Ø 50cm
H 1cm

Arco in metallo per composizioni a 2 lampade.
Metal arch for compositions with 2 lamps.

Colore

.02 Nero - Black
.25 Dorato satinato - Gilded satin





Esempio d'installazione con n°2 1680.02 + 0302.02. - Example of installation with n°2 1680.02 + 0302.02.



Esempio d'installazione con n°2 1681.02 + 0614/2.02. - Example of installation with n°2 1681.02 + 0614/2.02.

Tulipano

Accessori e rosoni per composizioni radiali
Accessories and ceiling roses for radial compositions



Esempio d'installazione con rosone art. 0615/12 + 9 art. 1681.02 . Example of installation with canopy art. 0615/12 + 9 art. 1681.02



Esempio d'installazione con anello art. 0304.02 + 6 art. 1681.02 . Example of installation with ring art. 0304.02 + 6 art. 1681.02

0615/6
IN: 50/60Hz 220-240V
OUT: 500mA DC
Ø 27cm
H 3,5cm

Rosone con driver integrato 3-6 lampade
Dimmerazione PUSH, DALI, 1...10V su richiesta
Canopy with driver 3-6 lamps
Canopy with driver 3-6 lamps
PUSH, DALI, 1...10V dimming on request

Colore

.01 Bianco - White
.02 Nero - Black



0,50 Kg

0615/12
IN: 50/60Hz 220-240V
OUT: 500mA DC
Ø 38cm
H 4cm

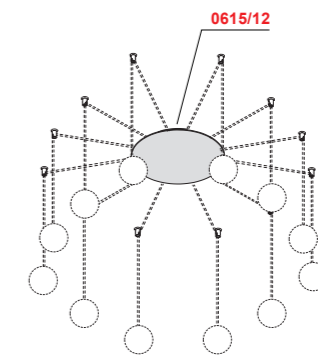
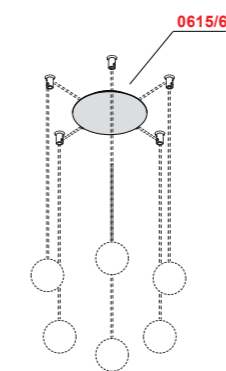
Rosone con driver integrato 7-12 lampade
Dimmerazione PUSH, DALI, 1...10V su richiesta
Canopy with driver 7-12 lamps
Canopy with driver 7-12 lamps
PUSH, DALI, 1...10V dimming on request

Colore

.01 Bianco - White
.02 Nero - Black



1,80 Kg



Accessori - Accessories

0612
Ø 1,4cm
H 2,2cm

1 Deviatore e decentratore
1 Displacement element

Colore

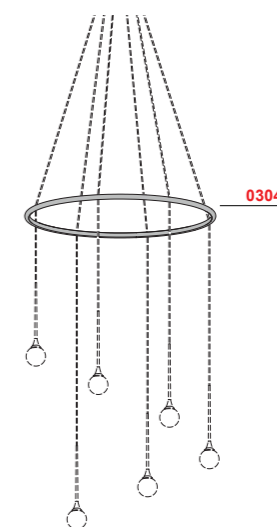
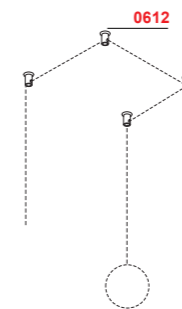
.01 Bianco - White
.02 Nero - Black

0304
Ø 50cm
H 1cm

Anello in metallo per composizioni
da 3 a 6 lampade.
Metal ring for compositions from 3 to 6 lamps.

Colore

.02 Nero - Black
.25 Dorato satinato - Golded satin





Tulipano

Accessori e rosoni per composizioni lineari
Accessories and ceiling roses for linear composition

0616/4

IN: 50/60Hz 220-240V
OUT: 500mA DC
L 75cm
H 6,8cm

Rosone con driver integrato - 4 lampade
Dimmerazione PUSH o DALI su richiesta
Canopy with driver - 4 lamps
PUSH or DALI dimming on request

Colore

.01 Bianco - White

.02 Nero - Black



1,10 Kg

0616/6

IN: 50/60Hz 220-240V
OUT: 500mA DC
L 105cm
H 6,8cm

Rosone con driver integrato - 6 lampade
Dimmerazione PUSH o DALI su richiesta
Canopy with driver - 6 lamps
PUSH or DALI dimming on request

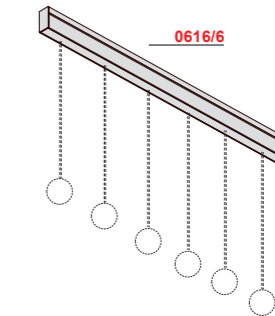
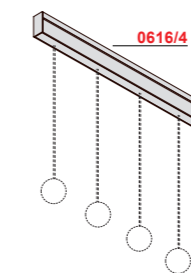
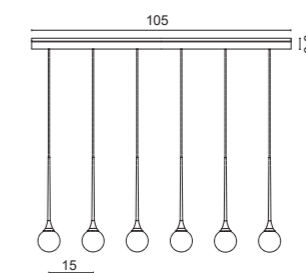
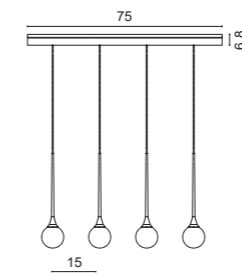
Colore

.01 Bianco - White

.02 Nero - Black



1,30 Kg



Accessori - Accessories

0305

Kit elemento di giunzione tra rosoni con cavi.
Kit: connectors with wires.

