

# PEGAS



CE		IP65	230V 50Hz
E27	VVG	Ta -40°C ÷ +50°C (t)	
Carton	410 x 240 x 240 / 1		
(mm/pcs):	430 x 240 x 240 / 1 K		

**Use:** Light fitting for the illumination of heavy indoor and outdoor industrial spaces with a high level of mechanical stress.

**Technical description:**

The light fitting body and flange are ALSi alloy castings finished with powder paint. The optical cover is made of tempered glass. A steel suspension with an eye is fixed to the top part of the body. There are two cable outlets on the sides of the light fitting. The steel base plate with electrical equipment and reflector is built inside the light fitting. The light fitting is designed as a through light fitting, for three-phase connection (five-core cable). When the light fitting is used as a terminal light fitting, the free cable outlet is blinded with a plug. The max. cross-section of the connecting conductors is 4 mm<sup>2</sup>.

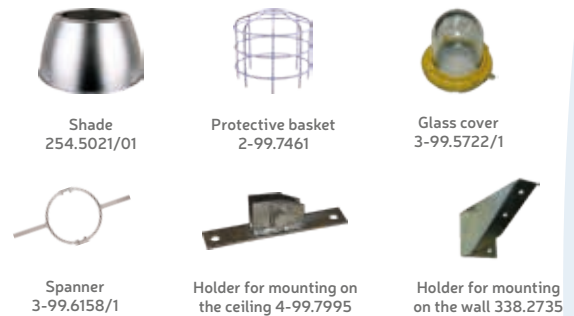
**Installation:**

With a steel suspension with an eye ø18 mm.

**Versions:**

Standard light fittings are available with cable outlets M25x1.5, optionally with cable outlets M20x1.5.

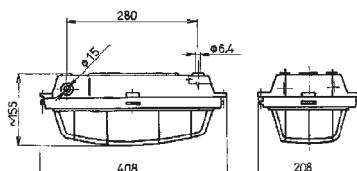
**To order:**



Type	Recommended light source [W]	Voltage [V/Hz]	Weight [kg]
511 41 01	Halogen bulb Philips EcoClassic 140	230/50	8,5
	Halogen bulb Philips EcoClassic 105	230/50	8,5
	Halogen bulb Philips EcoClassic 70	230/50	8,5
	Bulb CLAS 200	230/50	8,5
	Bulb CLAS 150	230/50	8,5
	Bulb CLAS 60-100	230/50	8,5
	Blended lamp HWL 160	230/50	8,5
541 41 01	High-pressure mercury discharge lamp HQL 80	230/50	8,5
	High-pressure sodium discharge lamp NAV-E 50/I	230/50	9
541 41 02	High-pressure mercury discharge lamp HQL 125	230/50	9
	High-pressure sodium discharge lamp NAV-E 110/I	230/50	9
541 41 03	High-pressure halide lamp HQI 70	230/50	9

\*By adding the letter „K“ after the type designation, the light fittings will be provided with protective baskets (511 41 01K).

# TUB



**Use:** Light fitting for the illumination of indoor and outdoor industrial spaces.

**Technical description:**

The light fitting body and flange are ALSi alloy castings finished with powder paint. The optical cover is made of hardened glass. There are two cable outlets on the light fitting sides. There is electrical equipment and a reflector built inside the light fitting. The light fitting is designed as a through light fitting. When the light fitting is used as a terminal light fitting, the free cable outlet is blinded with a plug. The max. cross-section of the connecting conductors is 2.5 mm<sup>2</sup>.

**Installation:**

On the ceiling, wall or another solid substrate (structure) ensuring firm connection.

**Versions:**

The emergency light fitting design, type 511 32 01EM, is made in versions for permanent (M) and non-permanent (NM) emergency illumination, with autonomy

CE		IP66	EMERGENCY 
E27	230V 50Hz		G23 24V DC
<b>Ta</b> -25°C ÷ +40°C 0°C ÷ +40°C version „EM“ -40°C ÷ +60°C version „tF“		<b>Carton (mm/pcs):</b> 410 x 460 x 170 / 1	

To order:



Protective basket  
1-99.8535/1



Protective glass  
132.5069



Blinding plug  
PG11/M16



Ballast box  
BOX 2

Type	Recommended light source [W]	Voltage [V/Hz]	Weight [kg]
511 32 01	Halogen bulb Philips EcoClassic 140	230 / 50	4
	Bulb CLAS 200	230 / 50	4
	Blended lamp HWL 160	230 / 50	4
	*High-pressure mercury discharge lamp HQL 80	230 / 50	4
	*High-pressure mercury discharge lamp HQL 125	230 / 50	4
	Compact fluorescent tube DULUX EL 23	230 / 50	4
511 32 24	Bulb for 24 V DC, 100	24 V DC	4
581 01 01	1 x Compact fluorescent tube DULUX S 9/11	230 / 50	4
581 01 02	2 x compact fluorescent tube DULUX S 9/11	230 / 50	4
511 32 01 EM	Compact fluorescent tube DULUX S 9	230 / 50	5
511 32 01 tF	Halogen bulb Philips EcoClassic 140	230 / 50	4
	Bulb CLAS 200	230 / 50	4
	Blended lamp HWL 160	230 / 50	4

\* Light fitting provided with a mercury discharge lamp HQL requires a ballast box type BOX 2.

# TURTLE



**Use:** Light fitting for the illumination of indoor and outdoor industrial spaces.

### Technical description:

The light fitting body and flange are AlSi alloy castings finished with powder paint. The optical cover is made of hardened glass. There are two cable outlets on the light fitting sides. Electrical equipment is installed inside the light fitting. The light fitting is designed as a through light fitting. When the light fitting is used as a terminal light fitting, the free cable outlet is blinded with a plug. The max. cross-section of the connecting conductors is 4 mm<sup>2</sup>.

### Installation:

On the ceiling, wall or another solid substrate (structure) ensuring firm connection.

To order:



Protective basket  
1-99.8534 / 1



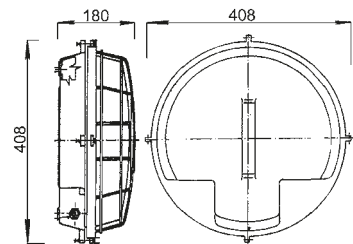
Protective glass  
232.5070



Blinding plug PG11/  
M16



Ballast box  
BOX 2



CE	IP66	
	E27	230V 50Hz
<b>Ta</b> -25°C ÷ +40°C -50°C ÷ +80°C version „Ht“		
<b>Carton (mm/pcs):</b> 400 x 400 x 190 / 1		

Type	Recommended light source [W]	Voltage [V/Hz]	Weight [kg]
511 33 02	2 x halogen bulb Philips EcoClassic 105	230 / 50	6
	2 x bulb CLAS 200	230 / 50	6
	1 x blended lamp HWL 160	230 / 50	6
	*1 x high-pressure mercury discharge lamp HQL 80	230 / 50	6
	*1 x high-pressure mercury discharge lamp HQL 125	230 / 50	6
	2 x compact fluorescent tube DULUX EL 23	230 / 50	6
511 33 02 Ht	2 x halogen bulb Philips EcoClassic 70	24 V DC	6
	2 x bulb CLAS 100	230 / 50	6

\* Light fitting provided with a mercury discharge lamp HQL requires a ballast box type BOX 2.