

• A D O •



A - 916

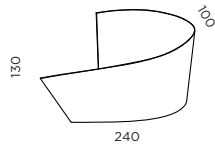
⊕ ⊖ IP20

1 x G9 60W Max. 220V

A - 916 / PL

⊕ ⊖ IP20

1 x E-14 PL 11W



A - 915

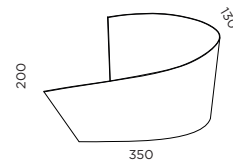
⊕ ⊖ IP20

1 x R7s 78mm 150W Max. 220V

A - 915 / PL

⊕ ⊖ IP20

1 x E-27 PL 18W



• 100 •

ACABADOS





• A D O •

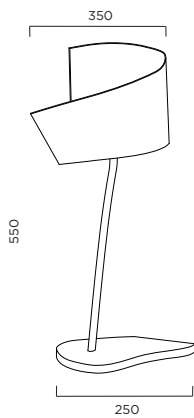


PS - 918

□ ▽ IP20
1 x R7s 78 mm 150W Max. 220V

PS - 918 / PL

□ ▽ IP20
1 x E-27 PL 18W

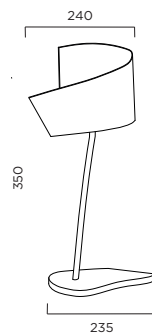


PS - 919

□ ▽ IP20
1 x G9 60W Max. 220V

PS - 919 / PL

□ ▽ IP20
1 x E-14 PL 11W



P - 917

⊕ ▽ IP20
1 x R7s 78mm 250W Max. 220V

P - 917 / PL

⊕ ▽ IP20
1 x E-27 PL 18W

