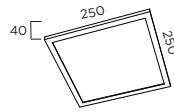


• A T E N E A •



A - 017

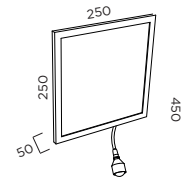
□ ▽ IP20
Ⓛ 20W 600lm 3000-4000K ○ AL



A - 016

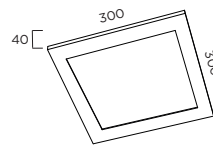
□ ▽ IP20
Ⓛ 20W 600lm 3000-4000K ○ AL
1 LED 3W 3000-4000K 30°

2 interruptores
2 switches



A - 017 / M

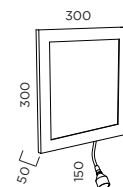
□ ▽ IP20
Ⓛ 20W 600lm 3000-4000K ○ C
○ NM



A - 016 / M

□ ▽ IP20
Ⓛ 20W 600lm 3000-4000K ○ C
1 LED 3W 3000-4000K 30° ○ NM

2 interruptores
2 switches




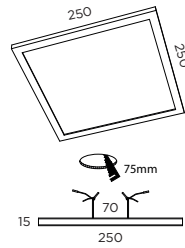


• A T E N E A •



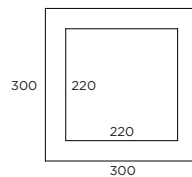
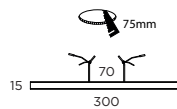
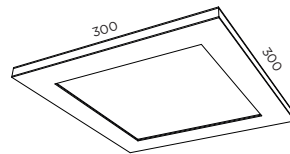
PL - 031

□ ▽ IP20
LED 20W 600lm 3000-4000K ○ AL



PL - 031 / M

□ ▽ IP20
LED 20W 600lm 3000-4000K ● C ● NM




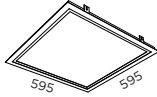


• A T E N E A •



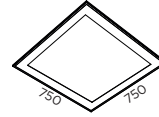
PL - 023 / S

IP20
LED 55W 2800lm 3000-4000K PL



PL - 023 / M

IP20
LED 55W 2800lm 3000-4000K C NM

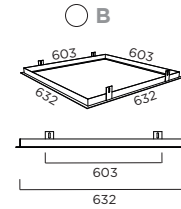


PL - 023

IP20
LED 55W 2800lm 3000-4000K PL



PRE MARCO / FRAME 023





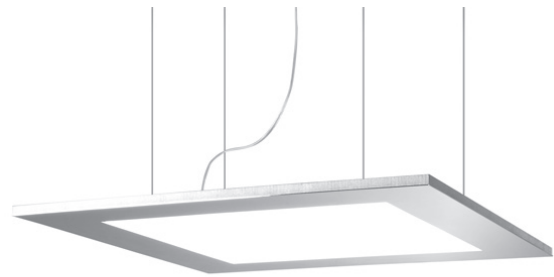
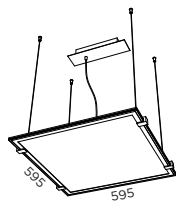
DESIGN: EQUIPO PUJOL

• A T E N E A •



C - 0 2 4

⊕ ⊖ IP20
Ⓛ 55W 2800lm 3000-4000K ○ PL



C - 0 2 4 / M

⊕ ⊖ IP20
Ⓛ 55W 2800lm 3000-4000K ● C ● NM

