

FALCON-P /-V



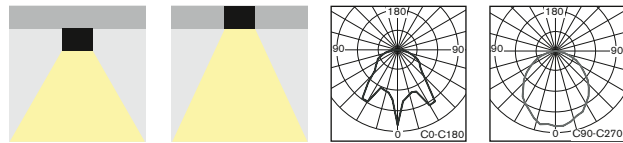
← → 30m

FALCON-P



← → 30m

FALCON-V



- Exclusive design orientated ceiling mounted fixture for 2IN1 function: antipanic & escape route sign in one fixture
- Available either for surface ceiling mounting (all "-P" versions) or for recessed mounting (all "-V" versions)
- Either non-maintained/ maintained (NM/M) or centralised (C) emergency lighting available in all following versions:
 - **AUTOTEST (-AT) or DALI**
 - **CENTRALTEST (-ATXL)** for ELMAX LOOK system (look up also page No.36)
 - **Wireless CENTRALTEST (-ATRF)** for ELMAX-ATRF system (page No.38)
 - **CENTRAL BATTERY (C.PRIMALUX)** for **non-addressable CBS** (look up also page No.44)
 - **CENTRAL BATTERY (-ATXP)** for system **ELMAX-PATROLUX & Addressable CBS** (look up also page No.40)
- Conforming to the requirement of EN60598-2-22, EN1838, EN62034
- Design:
 - Anodised AL profile base
 - PC diffuser
- Elegatné stropné núdzové svietidlo pre stropnú montáž (všetky "-P" verzie) alebo zapustenú montáž do stropu (všetky "-V" verzie)
- 2v1 dizajn, tj antipanic svietidlo a núdzové svietidlo s piktogramom v jednom
- Pre netrvalé/trvalé (NM/M) alebo (C) centrálné napájané núdzové osvetlenie dostupné vo verziách:
 - **AUTOTEST (-AT)** alebo **DALI**
 - **CENTRALTEST (-ATXL)** pre systém ELMAX LOOK (pozri str.36)
 - **bezdrôtový CENTRALTEST (-ATRF)** pre ELMAX-ATRF systém (str.38)
 - **CENTRAL BATTERY (C.PRIMALUX)** pre **neadresovateľné CBS** (str.44)
 - **CENTRAL BATTERY (-ATXP)** pre systém **ELMAX-PATROLUX s adresovateľnou CBS** (pozri str. 40)
- splňa požiadavky európskej normy EN 60598-2-22, EN1838, EN62034
- konštrukcia:
 - základňa z eloxovaného hliníkového profilu
 - svetelno-činný kryt z polykarbonátu

STANDARD FEATURES

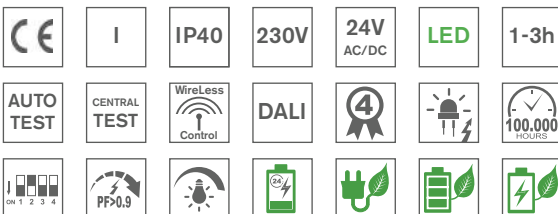
STANDARDNÁ VÝBAVA

- **High efficient (150lm/W, 5000K) LONGLIFE LEDs (>100.000h)**
- **NEW Advanced Electronics**
- **LONGLIFE LiFePo4 battery**
- **Installation Mode** (battery protection, for more details look up page No.51+102)
- **Intelligent battery charging** (intermittent charging, look up page No.51+102)
- **DIP Switch** allowing to preset following functions:
 - **ECO Mód** (dimming 10%-100%, for more details look up page No.51+102)
 - **ENERGY Saving Mode** (picto illumination 2cd/m² or 200cd/m², look up page 102)
- Special layered suspended legend for perfect smooth pictogram illumination
- Addressable CENTRALTEST communication module (for ATXL, ATXP, ATRF only)
- LEDs indicating presence of power supply and signaling failures & TEST button
- **vysoko účinné LED (150lm/W, 5000K) so životnosťou min.100000h**
- **progressívna elektronická jednotka**
- **LONGLIFE LiFePo4 batéria**
- **Inštalčný mód** (ochrana batérie, pozri aj str.51+102)
- **Inteligentné nabíjanie batérie** ("intermittent" nabíjanie, pozri aj str.51+102)
- **DIP prepínač** umožňujúci prednastavenie funkcií:
 - **ECO Mód** (stmievanie 10%-100%, pozri aj str.51+102)
 - **ENERGY Saving Mód** (osvetlenie pikto na 2cd/m² alebo 200cd/m², pozri aj str.102)
- špeciálne vrstvené závesné plexi pre perfektné rovnomerné osvetlenie piktogramu
- adresovateľný CENTRALTEST komunikačný modul (len pre ATXL, ATXP, ATRF verzie)
- signalizácia LED a TEST tlačítko

OPTIONAL ACCESSORIES

PRÍPLATKY

- **Special suspended plexi with layered design for perfect uniform illumination of legend - must be ordered as a separate item (look up also page No.104)**
- Wall or ceiling mounting brackets (look up also page No.104)
- Wire rope suspension set (look up also page No.104)
- Alternative colour surface treatment in RAL (min order quantity 50pcs)
- **špeciálne vrstvené závesné plexi pre rovnomerné osvetlenie piktogramu na jeho celej ploche (plexi musí byť objednané samostatne podľa želaného piktogramu- pozri aj str.104)**
- nástenná, stropná alebo stropná závesná konzola (pozri aj str.104)
- lanková závesná sada (pozri aj str.104)
- povrchová úprava vo farbe podľa špecifikácie odberateľa (min 50ks)



Input Power:

- 5,3W/ 5,6VA (maintained M)
- 2,0W/ 3,8VA (non-maintained NM)
- 3,0W/ 5,1VA (CBS)

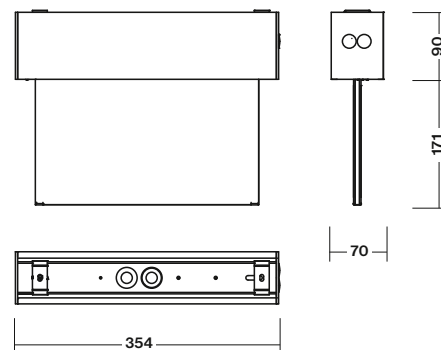
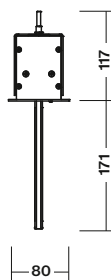
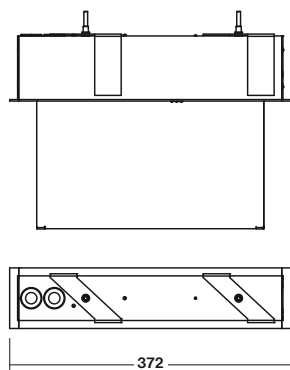
RECESSED MOUNTING FALCON-V

CEILING MOUNTING WITH SUSPENDED LEGEND FALCON-P



Recessed mounting hole size
for all -V versions: 357x68mm

Rozmer montážneho otvoru
pre verzie -V: 357x68mm



Page No.32

AUTOTEST -AT NM/M

Type	Version	Duration	Light Source	Light Flux/Emerg.mode	Battery	Order Code	Weight
FALCON-P-AT.1h	NM/M	1h	MidPower LEDs	400 lm / 220lm	LiFePo4 6,4V/1,0Ah	333-B-001-04-00-00	1,6 kg
FALCON-P-AT.3h	NM/M	3h	MidPower LEDs	400 lm / 220lm	LiFePo4 6,4V/2,0Ah	333-B-002-04-00-00	1,7 kg
FALCON-V-AT.1h	NM/M	1h	MidPower LEDs	400 lm / 220lm	LiFePo4 6,4V/1,0Ah	333-B-201-04-00-00	1,6 kg
FALCON-V-AT.3h	NM/M	3h	MidPower LEDs	400 lm / 220lm	LiFePo4 6,4V/2,0Ah	333-B-202-04-00-00	1,7 kg

DALI Self-Contained

Type	Version	Duration	Light Source	Light Flux	Battery	Order Code	Weight
FALCON-P-DALI.1h	NM/M	1h	MidPower LEDs	400 lm / 220lm	LiFePo4 6,4V/1,0Ah	333-B-003-04-00-00	1,6 kg
FALCON-V-DALI.1h	NM/M	1h	MidPower LEDs	400 lm / 220lm	LiFePo4 6,4V/1,0Ah	333-B-203-04-00-00	1,6 kg

Page No.36

CENTRALTEST -ATXL ELMAX-LOOK

Type	Version	Duration	Light Source	Light Flux/Emerg.mode	Battery	Order Code	Weight
FALCON-P-ATXL.1h	NM/M	1h	MidPower LEDs	400 lm / 220lm	LiFePo4 6,4V/1,0Ah	333-B-004-04-00-00	1,6 kg
FALCON-P-ATXL.3h	NM/M	3h	MidPower LEDs	400 lm / 220lm	LiFePo4 6,4V/2,0Ah	333-B-005-04-00-00	1,7 kg
FALCON-V-ATXL.1h	NM/M	1h	MidPower LEDs	400 lm / 220lm	LiFePo4 6,4V/1,0Ah	333-B-204-04-00-00	1,6 kg
FALCON-V-ATXL.3h	NM/M	3h	MidPower LEDs	400 lm / 220lm	LiFePo4 6,4V/2,0Ah	333-B-205-04-00-00	1,7 kg

Page No.38

Wireless CENTRALTEST ELMAX-ATRF

Type	Version	Duration	Light Source	Light Flux	Battery	Order Code	Weight
FALCON-P-ATRF.1h	NM/M	1h	MidPower LEDs	400 lm / 220lm	LiFePo4 6,4V/1,0Ah	333-B-006-04-00-00	1,6 kg
FALCON-P-ATRF.3h	NM/M	3h	MidPower LEDs	400 lm / 220lm	LiFePo4 6,4V/2,0Ah	333-B-007-04-00-00	1,7 kg
FALCON-V-ATRF.1h	NM/M	1h	MidPower LEDs	400 lm / 220lm	LiFePo4 6,4V/1,0Ah	333-B-206-04-00-00	1,6 kg
FALCON-V-ATRF.3h	NM/M	3h	MidPower LEDs	400 lm / 220lm	LiFePo4 6,4V/2,0Ah	333-B-207-04-00-00	1,7 kg

Page No.44

CENTRAL BATTERY (CBS)

Type	Version	Light Source	Light Flux	Order Code	Weight
C.FALCON-P 230V AC/DC	CBS NON-ADDRESSABLE	MidPower LEDs	400lm	333-B-008-00-00-00	1,3 kg
C.FALCON-P 24V AC/DC	CBS NON-ADDRESSABLE	MidPower LEDs	400lm	333-B-009-00-00-00	1,3 kg
C.FALCON-V 230V AC/DC	CBS NON-ADDRESSABLE	MidPower LEDs	400lm	333-B-208-00-00-00	1,3 kg
C.FALCON-V 24V AC/DC	CBS NON-ADDRESSABLE	MidPower LEDs	400lm	333-B-209-00-00-00	1,3 kg

DALI CENTRAL BATTERY (CBS)

Type	Version	Light Source	Light Flux	Order Code	Weight
C.FALCON-P-DALI 230V AC/DC	DALI CBS	MidPower LEDs	480lm	333-B-010-00-00-00	1,3 kg
C.FALCON-V-DALI 230V AC/DC	DALI CBS	MidPower LEDs	480lm	333-B-210-00-00-00	1,3 kg

Page No.40

Addressable CENTRAL BATTERY (CBS) -ATXP ELMAX-PATROLUX

Type	Version	Light Source	Light Flux	Order Code	Weight
C.FALCON-P-ATXPR 230V AC/DC	ATXP CBS ADDRESSABLE	MidPower LEDs	400lm	333-B-011-00-00-00	1,4 kg
C.FALCON-V-ATXPR 230V AC/DC	ATXP CBS ADDRESSABLE	MidPower LEDs	400lm	333-B-211-00-00-00	1,4 kg

Look up pages No. 210-217 for 1lx Spacing tables
Pozri str.210-217 pre rozmiestnenie svetidiel na dosiahnutie 1lx




• **It is not included in standard package. It must be ordered as separate item !**

- Viewing Distance: 30m
- Complying ISO7010
- Legend luminance >500cd/m² (white)

• **nie je súčasťou štandardného balenia svietidla, musí byť objednané ako samostatná položka !**

- rozoznateľnosť piktogramu: 30m
- v súlade s ISO7010
- jas piktogramu >500cd/m² (biela)



Plexi Legend / plexi s pikto

Optional Item	Order Code
Double sided plexi H/J / obojstranné pikto H/J	309-B-000-00-00-01
Double sided plexi I / obojstranné pikto I	309-B-000-00-00-02
Single sided plexi H / jednostranné pikto H	309-B-000-00-00-03
Single sided plexi I / jednostranné pikto I	309-B-000-00-00-04
Single sided plexi J / jednostranné pikto J	309-B-000-00-00-05
Double sided plexi K/M / obojstranné pikto K/M	309-B-000-00-00-06
Double sided plexi L/N / obojstranné pikto L/N	309-B-000-00-00-07
Single sided plexi K / jednostranné pikto K	309-B-000-00-00-08
Single sided plexi L / jednostranné pikto L	309-B-000-00-00-09
Single sided plexi M / jednostranné pikto M	309-B-000-00-00-10
Single sided plexi N / jednostranné pikto N	309-B-000-00-00-11
Single sided plexi O / jednostranné pikto O	309-B-000-00-00-12
Double sided plexi O / obojstranné pikto O	309-B-000-00-00-13
Double sided plexi Z1 / obojstranné pikto Z1	309-B-000-00-00-27
Double sided plexi Z2 / obojstranné pikto Z2	309-B-000-00-00-28



Wire rope suspension set RAL9006 colour
Lanková závesná sada v RAL9006 farbe




Optional Item / Príplatky	Order Code
Wire rope suspension set 1,0m long in white RAL9003 colour / lanková závesná sada 1,0m dlhá v bielej RAL9003 farbe	85-B-05-13-01
Wire rope suspension set 1,0m long in grey RAL9006 colour / lanková závesná sada 1,0m dlhá v šedej RAL9006 farbe	85-B-05-13-00
Wire rope suspension set 2,0m long in white RAL9003 colour / lanková závesná sada 2,0m dlhá v bielej RAL9003 farbe	85-B-05-18-00
Wire rope suspension set 2,0m long in grey RAL9006 colour / lanková závesná sada 2,0m dlhá v šedej RAL9006 farbe	85-B-05-60-00



DIP SWITCH FEATURES No.1 DIP PREPÍNAČ č.1 - FUNKCIE SELF-CONTAINED BATTERY VERSIONS

NORMAL MODE
230V MAINS

EMERGENCY MODE
BATTERY



ESCAPE SIGN Brightness in 230V
OFF = 100%
BRIGHTNESS > 200cd/m²

ECO MODE 10% (in 230V Mode)
ON = 10%
BRIGHTNESS > 2cd/m²



DIP SWITCH FEATURES No.2-4 DIP PREPÍNAČ č.2-4 - FUNKCIE SELF-CONTAINED BATTERY VERSIONS

INSTALLATION MODE
SET UP

DEFAULT SETTING / PREDNASTAVENÉ
OFF - ACTIVATED
ON - DEACTIVATED

M / NM
NON-MAINTAINED / MAINTAINED MODE
SET UP

DEFAULT SETTING / PREDNASTAVENÉ
ON - MAINTAINED
OFF - NON-MAINTAINED

AT / ATXL
AUTOTEST / CENTRALTEST MODE
SET UP

DEFAULT SETTING / PREDNASTAVENÉ
OFF - AUTOTEST
ON - CENTRALTEST

TO SEE THE CHANGE PUSH EITHER TEST BUTTON OR DISCONNECT THE FIXTURE FROM BOTH THE MAINS 230V AND BATTERY

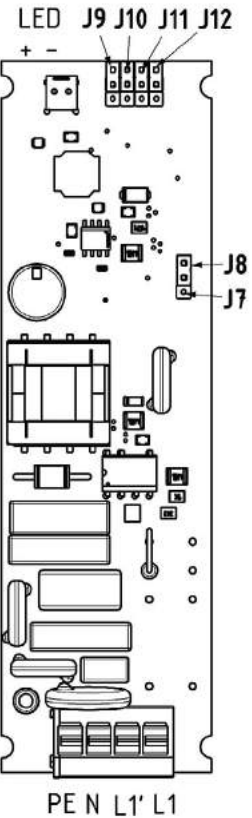
Po prestavení stlačte TEST alebo odpojte batériu a 230V napájanie na aktiváciu zmeny

JUMPERS FEATURES JUMPER FUNKCIE CBS CENTRAL BATTERY VERSIONS

There is L1' logical input which allows to control the dimming function of the fixture by presence of 230V on L1'. During the first installation you can preset DIM level either 50% or 40% or 30% or 20% or 10%. The advantage of dimming feature is either energy saving or brightness reduction in e.g.cinema or theatre application.

Svietidlo je vybavené logickým vstupom L1', ktorým je ovládané stmievanie svietidla. Počas prvej inštalácie je možné nastaviť úroveň stmievania na 50% alebo 40% alebo 30% alebo 20% alebo 10%. Táto funkcia prispieva k zníženiu spotreby elektrickej energie alebo môže byť s výhodou použitá v kinách / divadlách, kde je počas predstavenia nežiadúci vysoký jas piktoqramu.

	If 230V presents on L1: Ak je 230V prítomných na L1 :	FULL POWER LEGEND BRIGHTNESS > 200cd/m ² JAS PIKTOGRAMU > 200cd/m ²
	J9 CLOSE J10,11,12 OPEN	ECO MODE 50%
	J10 CLOSE J9,11,12 OPEN	ECO MODE 40%
	J11 CLOSE J9,10,12 OPEN	ECO MODE 30%
	J12 CLOSE J9,10,11 OPEN	ECO MODE 20%
	J9,10,11,12 OPEN	ECO MODE 10% LEGEND BRIGHTNESS > 2cd/m ² JAS PIKTOGRAMU > 2cd/m ²



Logic of Dimming:

JUMPER	MAINS INPUT		Lighting Output
	L1	L1'	
J8 - CLOSE (DEFAULT SETTING)	0	0	OFF
	0	1	OFF
	1	0	100%
	1	1	DIMM

JUMPER	MAINS INPUT		Lighting Output
	L1	L2 (L1')	
J7 - CLOSE	0	0	OFF
	0	1	OFF
	1	0	DIMM
	1	1	100%

Dimming options:

JUMPERS				DIMMING LEVEL
J9	J10	J11	J12	
OPEN	OPEN	OPEN	OPEN	10%
OPEN	OPEN	OPEN	CLOSE	20%
OPEN	OPEN	CLOSE	OPEN	30%
OPEN	CLOSE	OPEN	OPEN	40%
CLOSE	OPEN	OPEN	OPEN	50%

DIMM - see Dimming option