

HIGH CEILING ESCAPE ROUTE LIGHTING LEDLUX-SPOT2-HCA

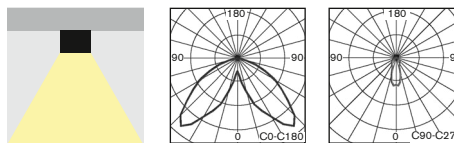
**FOR HIGH CEILING >4m
PRE VYSOKÉ STROPY >4m**



HIGH CEILING >4m



HIGH CEILING >4m



• POWERFUL surface mounted escape-route LED fixture available for all non-maintained (NM), maintained (M) or centralised (C) emergency lighting especially designed for **HIGH CEILING ESCAPE ROUTE** illumination applications in accordance with EN1838

It is available in all following versions:

- **AUTOTEST** (-AT)
- **DALI**
- **CENTRALTEST** (-ATXL) for **ELMAX LOOK** system (look up also page No.36)
- **CENTRAL BATTERY** (C.LEDLUX-SPOT2) for **non-addressable CBS** (No.44)
- **CENTRAL BATTERY** (-ATXP) for system **ELMAX-PATROLUX & Addressable CBS** (look up also page No.40)
- Conforming to the requirement of EN60598-2-22, EN1838, EN62034
- Design: metal sheet body with PE powder coat finish RAL9006 (grey) or RAL9003

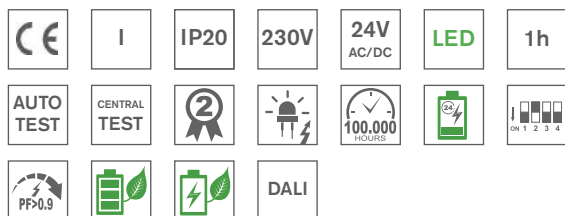
• Výkonné LED svietidlá pre **netrvalé** (NM), **trvalé** (M) alebo **centrálne** (C) núdzové osvetlenie pre povrchovú montáž **špeciálne navrhnuté pre aplikácie v koridoroch vo VÝŠKACH** ako napr. sklady, komunikačné tunely,... aj s funkciami:

- **AUTOTEST** (-AT)
- **DALI**
- **CENTRALTEST** (-ATXL) pre systém ELMAX LOOK (pozri str.36)
- **CENTRAL BATTERY** (C.LEDLUX-SPOT2) pre **neadresovateľné CBS** (str.44)
- **CENTRAL BATTERY** (-ATXP) pre systém **ELMAX-PATROLUX s adresovateľnou CBS** (pozri str. 40)
- spĺňa požiadavky európskej normy EN 60598-2-22, EN1838, EN62034
- konštrukcia: teleso z plechu vo farbe RAL9006 (šedá) alebo RAL9003 (biela)

STANDARD FEATURES

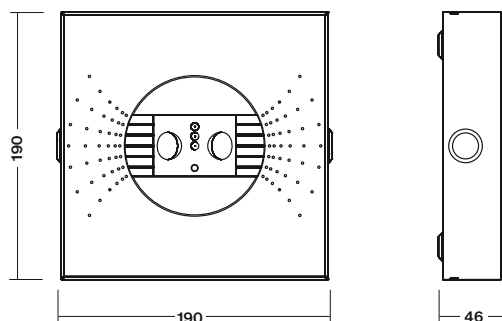
ŠTANDARDNÁ VÝBAVA

- **High efficient HighPower (120lm/W) LONGLIFE LEDs (>100.000h)**
- **NEW Advanced Electronics**
- **LONGLIFE LIFEPO4 battery**
- **Special LED lens** for perfect light distribution
- **Installation Mode** (battery protection, for more details look up page No.51)
- **Intelligent battery charging** (intermittent charging, look up page No.51)
- **DIP Switch** allowing to preset following functions:
 - **INSTALLATION MODE** activation/deactivation (look up page No.51)
 - **Maintained mode** activation/deactivation
- Addressable CENTRALTEST communication module (for ATXL, ATRF, ATXP only)
- LEDs indicating presence of power supply and signaling failures & TEST button
- **vysoko účinné HighPower LED (120lm/W) so životnosťou min.100000h**
- **progressívna elektronická jednotka**
- **LONGLIFE LIFEPO4 batéria**
- špeciálna LED šošovka pre perfektnú distribúciu svetla
- **Inštaláčny mód** (ochrana batérie, pozri aj str.51)
- **Inteligentné nabíjanie batérie** ("intermittent" nabíjanie, pozri aj str.51)
- **DIP prepínač** umožňujúci prednastavenie funkcií:
 - **Instalačný mód** aktivácia / deaktivácia (pozri aj str.51)
 - trvalé núdzové osvetlenie aktivácia / deaktivácia
- adresovateľný CENTRALTEST komunikačný modul (len pre ATXL, ATRF, ATXP verzie)
- signalizácia LED a TEST tlačítko



Input Power:

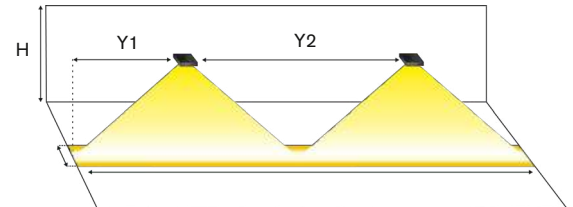
- 7,1W/ 7,3VA (maintained M)
- 2,8W/ 4,3VA (non-maintained NM)
- 4,6W/ 5,2VA (CBS)



HIGH CEILING ESCAPE ROUTE LIGHTING LEDLUX-SPOT2-HCA



Light source	LED 5000K
LED Light output	410lm
Housing colour	RAL9003 White RAL9006 Grey
Application	High Ceiling Escape route lighting
Max luminaire spacing	up to 28,3m > 1lx



1LX SPACING TABLE / ROZMIESTNENIE PRE 1LX

H (m)	Y1 (m)	Y2 (m)
4,00	8,0	18,9
5,00	8,9	21,4
6,00	9,7	23,5
7,00	10,3	25,4
8,00	10,8	26,9
9,00	11,2	28,3

Page No.32

AUTOTEST -AT NM/M

Type	Colour	Light Source	Light Flux / Emergency mode	Battery	Order Code	Weight
MULTILED-SPOT2-HCA-P-AT.1h	White / biela	2xHighPower LED	410 lm / 410 lm	LiFePo4 6,4V/2,0Ah	182-B-222-04-00-01	1,1 kg
MULTILED-SPOT2-HCA-P-AT.1h	Grey / šedá	2xHighPower LED	410 lm / 410 lm	LiFePo4 6,4V/2,0Ah	182-B-222-04-00-02	1,1 kg

DALI SELF-CONTAINED

Type	Colour	Light Source	Light Flux / Emergency mode	Battery	Order Code	Weight
MULTILED-SPOT2-HCA-P-DALI.1h	White / biela	2xHighPower LED	410 lm / 410 lm	LiFePo4 6,4V/2,0Ah	182-B-240-04-00-01	1,1 kg
MULTILED-SPOT2-HCA-P-DALI.1h	Grey / šedá	2xHighPower LED	410 lm / 410 lm	LiFePo4 6,4V/2,0Ah	182-B-240-04-00-02	1,1 kg

Page No.36

CENTRALTEST -ATXL ELMAX-LOOK

Type	Colour	Light Source	Light Flux / Emergency mode	Battery	Order Code	Weight
MULTILED-SPOT2-HCA-P-ATXL.1h	White / biela	2xHighPower LED	410 lm / 410 lm	LiFePo4 6,4V/2,0Ah	182-B-241-04-00-01	1,2 kg
MULTILED-SPOT2-HCA-P-ATXL.1h	Grey / šedá	2xHighPower LED	410 lm / 410 lm	LiFePo4 6,4V/2,0Ah	182-B-241-04-00-02	1,2 kg

Page No.44

CENTRAL BATTERY (CBS)

Type	Colour	Version	Light Source	Light Flux	Order Code	Weight
C.LEDLUX-SPOT2-HCA-P 230V AC/DC	White / biela	CBS NON-ADDRESSABLE	2xHighPower LEDs	410 lm	182-B-224-00-00-01	0,8 kg
C.LEDLUX-SPOT2-HCA-P 230V AC/DC	Grey / šedá	CBS NON-ADDRESSABLE	2xHighPower LEDs	410 lm	182-B-224-00-00-02	0,8 kg
C.LEDLUX-SPOT2-HCA-P 24V AC/DC	White / biela	CBS NON-ADDRESSABLE	2xHighPower LEDs	410 lm	182-B-225-00-00-01	0,8 kg
C.LEDLUX-SPOT2-HCA-P 24V AC/DC	Grey / šedá	CBS NON-ADDRESSABLE	2xHighPower LEDs	410 lm	182-B-225-00-00-02	0,8 kg

DALI CENTRAL BATTERY (CBS)


Type	Colour	Version	Light Source	Light Flux	Order Code	Weight
C.LEDLUX-SPOT2-HCA-P-DALI 230V AC	White / biela	DALI CBS	2xHighPower LEDs	410 lm	182-B-242-00-00-01	0,8 kg
C.LEDLUX-SPOT2-HCA-P-DALI 230V AC	Grey / šedá	DALI CBS	2xHighPower LEDs	410 lm	182-B-242-00-00-02	0,8 kg

Page No.40

Addressable CENTRAL BATTERY (CBS) -ATXP ELMAX-PATROLUX

Type	Colour	Version	Light Source	Light Flux	Order Code	Weight
C.LEDLUX-SPOT2-HCA-P-ATXPR 230V AC/DC	White / biela	ATXP CBS ADDRESSABLE	2xHighPower LED	410 lm	182-B-226-00-00-01	0,9 kg
C.LEDLUX-SPOT2-HCA-P-ATXPR 230V AC/DC	Grey / šedá	ATXP CBS ADDRESSABLE	2xHighPower LED	410 lm	182-B-226-00-00-02	0,9 kg

Look up pages No. 210-217 for 1lx Spacing tables
Pozri str.210-217 pre rozmiestnenie svetidiel na dosiahnutie 1lx



HIGH CEILING ESCAPE ROUTE LIGHTING
LEDLUX-SPOT2-HCA

HIGH CEILING ANTIPANIC LIGHTING
LEDLUX-SPOT2-HCB



HIGH CEILING ANTIPANIC LIGHTING LEDLUX-SPOT2-HCB

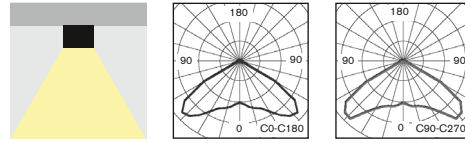
**FOR HIGH CEILING >4m
PRE VYSOKÉ STROPY >4m**



HIGH CEILING >4m



HIGH CEILING >4m



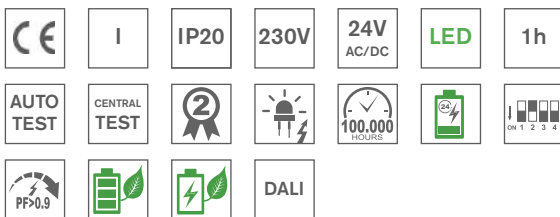
• POWERFULL surface mounted anti-panic LED fixture available for all non-maintained (NM), maintained (M) or centralised (C) emergency lighting especially designed for **HIGH CEILING OPEN AREA** applications in accordance with EN1838
It is available in all following versions:

- **AUTOTEST** (-AT)
- **DALI**
- **CENTRALTEST** (-ATXL) for **ELMAX LOOK** system (look up also page No.36)
- **CENTRAL BATTERY** (C.LEDLUX-SPOT2) for **non-addressable CBS** (look up also page No.44)
- **CENTRAL BATTERY** (-ATXP) for system **ELMAX-PATROLUX & Addressable CBS** (look up also page No.40)
- Conforming to the requirement of EN60598-2-22, EN1838, EN62034
- Design: metal sheet body with PE powder coat finish RAL9006 (grey) or RAL9003 (white)
- výkonné anti-panik LED svietidlá pre **netrvalé (NM), trvalé (M)** alebo **centrálne (C)** núdzové osvetlenie pre povrchovú montáž **špeciálne navrhnuté pre aplikácie VO VEĽKÝCH VÝŠKACH** ako napr. výrobné haly, športové haly, sklady,... aj s funkciami:
 - **AUTOTEST** (-AT)
 - **DALI**
 - **CENTRALTEST** (-ATXL) pre systém ELMAX LOOK (pozri str.36)
 - **CENTRAL BATTERY** (C.LEDLUX-SPOT2) pre **neadresovateľné CBS** (str.44)
 - **CENTRAL BATTERY** (-ATXP) pre systém **ELMAX-PATROLUX s adresovateľnou CBS** (pozri str. 40)
- spĺňa požiadavky európskej normy EN 60598-2-22, EN1838, EN62034
- konštrukcia: teleso z plechu vo farbe RAL9006 (šedá) alebo RAL9003 (biela)

STANDARD FEATURES

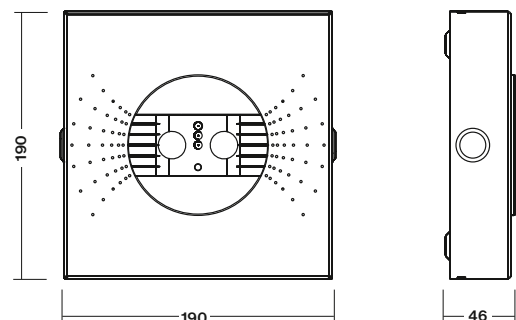
STANDARDNÁ VÝBAVA

- **High efficient HighPower (120lm/W) LONGLIFE LEDs (>100.000h)**
- **NEW Advanced Electronics**
- **LONGLIFE LIFEPO4 battery**
- **Special LED lens** for perfect light distribution
- **Installation Mode** (battery protection, for more details look up page No.51)
- **Intelligent battery charging** (intermittent charging, look up page No.51)
- **DIP Switch** allowing to preset following functions:
 - **INSTALLATION MODE** activation/deactivation (look up page No.51)
 - **Maintained mode** activation/deactivation
- Addressable CENTRALTEST communication module (for ATXL, ATRF, ATXP only)
- LEDs indicating presence of power supply and signaling failures & TEST button
- **vysoko účinné HighPower LED (120lm/W) so životnosťou min.100000h**
- **progressívna elektronická jednotka**
- **LONGLIFE LIFEPO4 batéria**
- špeciálna LED šošovka pre perfektnú distribúciu svetla
- **Inštaláčny mód** (ochrana batérie, pozri aj str.51)
- **Inteligentné nabíjanie batérie** ("intermittent" nabíjanie, pozri aj str.51)
- **DIP prepínač** umožňujúci prednastavenie funkcií:
 - **Instalačný mód** aktivácia / deaktivácia (pozri aj str.51)
 - trvalé núdzové osvetlenie aktivácia / deaktivácia
- adresovateľný CENTRALTEST komunikačný modul (len pre ATXL, ATRF, ATXP verzie)
- signalizácia LED a TEST tlačítko



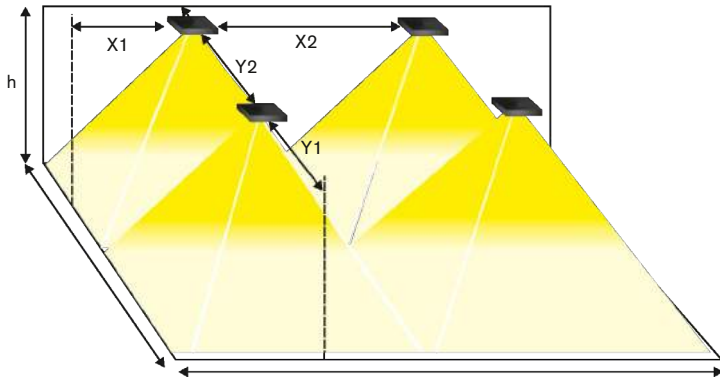
Input Power:

- 7,1W/ 7,3VA (maintained M)
- 2,8W/ 4,3VA (non-maintained NM)
- 4,6W/ 5,2VA (CBS)



HIGH CEILING ANTIPANIC LIGHTING LEDLUX-SPOT2-HCB

Light source	LED 5000K
LED Light output	410lm
Housing colour	RAL9003 White RAL9006 Grey
Application	High Ceiling Anti-panic lighting
Max room illumination	up to 277m² > 0.5lx



1LX SPACING TABLE / ROZMIESTNENIE PRE 1LX				
h (m)	X1 (m)	X2 (m)	Y1 (m)	Y2 (m)
4,00	6,0	13,9	6,0	13,9
5,00	6,5	15,9	6,5	15,9
6,00	6,7	17,5	6,7	17,5
7,00	6,4	18,5	6,4	18,5
7,50	4,5	18,7	4,5	18,7
8,00	2,7	18,8	2,7	18,8

Page No.32

AUTOTEST -AT NM/M

Type	Colour	Light Source	Light Flux / Emergency mode	Battery	Order Code	Weight
MULTILED-SPOT2-HCB-P-AT.1h	White / biela	2xHighPower LED	410 lm / 410 lm	LiFePo4 6,4V/2,0Ah	182-B-227-04-00-01	1,1 kg
MULTILED-SPOT2-HCB-P-AT.1h	Grey / šedá	2xHighPower LED	410 lm / 410 lm	LiFePo4 6,4V/2,0Ah	182-B-227-04-00-02	1,1 kg

DALI SELF-CONTAINED

Type	Colour	Light Source	Light Flux / Emergency mode	Battery	Order Code	Weight
MULTILED-SPOT2-HCB-P-DALI.1h	White / biela	2xHighPower LED	410 lm / 410 lm	LiFePo4 6,4V/2,0Ah	182-B-243-04-00-01	1,1 kg
MULTILED-SPOT2-HCB-P-DALI.1h	Grey / šedá	2xHighPower LED	410 lm / 410 lm	LiFePo4 6,4V/2,0Ah	182-B-243-04-00-02	1,1 kg

Page No.36

CENTRALTEST -ATXL ELMAX-LOOK

Type	Colour	Light Source	Light Flux / Emergency mode	Battery	Order Code	Weight
MULTILED-SPOT2-HCB-P-ATXL.1h	White / biela	2xHighPower LED	410 lm / 410 lm	LiFePo4 6,4V/2,0Ah	182-B-244-04-00-01	1,2 kg
MULTILED-SPOT2-HCB-P-ATXL.1h	Grey / šedá	2xHighPower LED	410 lm / 410 lm	LiFePo4 6,4V/2,0Ah	182-B-244-04-00-02	1,2 kg

Page No.44

CENTRAL BATTERY (CBS)

Type	Colour	Version	Light Source	Light Flux	Order Code	Weight
C.LEDLUX-SPOT2-HCB-P/230V AC/DC	White / biela	CBS NON-ADDRESSABLE	2xHighPower LEDs	410 lm	182-B-229-00-00-01	0,8 kg
C.LEDLUX-SPOT2-HCB-P/230V AC/DC	Grey / šedá	CBS NON-ADDRESSABLE	2xHighPower LEDs	410 lm	182-B-229-00-00-02	0,8 kg
C.LEDLUX-SPOT2-HCB-P/24V AC/DC	White / biela	CBS NON-ADDRESSABLE	2xHighPower LEDs	410 lm	182-B-230-00-00-01	0,8 kg
C.LEDLUX-SPOT2-HCB-P/24V AC/DC	Grey / šedá	CBS NON-ADDRESSABLE	2xHighPower LEDs	410 lm	182-B-230-00-00-02	0,8 kg

DALI CENTRAL BATTERY (CBS)

Type	Colour	Version	Light Source	Light Flux	Order Code	Weight
C.LEDLUX-SPOT2-HCB-P-DALI 230V AC	White / biela	CBS NON-ADDRESSABLE	2xHighPower LEDs	410 lm	182-B-245-00-00-01	0,8 kg
C.LEDLUX-SPOT2-HCB-P-DALI 230V AC	Grey / šedá	CBS NON-ADDRESSABLE	2xHighPower LEDs	410 lm	182-B-245-00-00-02	0,8 kg

Page No.40

Addressable CENTRAL BATTERY (CBS) -ATXP ELMAX-PATROLUX

Type	Colour	Version	Light Source	Light Flux	Order Code	Weight
C.LEDLUX-SPOT2-HCB-P-ATXPR/230V AC/DC	White / biela	ATXP CBS ADDRESSABLE	2xHighPower LED	410 lm	182-B-231-00-00-01	0,9 kg
C.LEDLUX-SPOT2-HCB-P-ATXPR/230V AC/DC	Grey / šedá	ATXP CBS ADDRESSABLE	2xHighPower LED	410 lm	182-B-231-00-00-02	0,9 kg

Look up pages No. 210-217 for 1lx Spacing tables
Pozri str.210-217 pre rozmiestnenie svetidiel na dosiahnutie 1lx