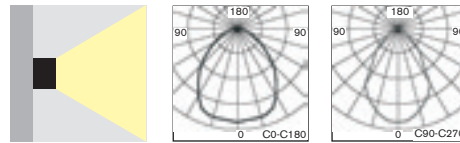
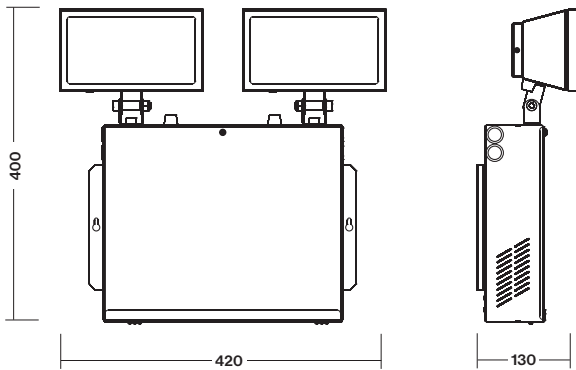



## C.REFLUX-LED / MULTIREF-LED



- Wall mounted powerful LED fixture designed for non-maintained/maintained (NM/M) or centralised (C) emergency lighting available in all following versions:
  - **AUTOTEST** (-AT),
  - **CENTRALTEST** (-ATXL) for ELMAX LOOK system (look up also page No.166)
  - **CENTRAL BATTERY** (C.REFLUX) for **non-addressable CBS** (look up also page No.174)
  - **CENTRAL BATTERY** (-ATXP) for system **ELMAX-PATROLUX & Addressable CBS** (look up also page No.170)
- Equipped with **Multi-directional lamp heads for on site flexibility** allowing to direct lighting beam to the required area. Each reflector contains 9pcs of HighPower LEDs what is equal to standard 50W halogen lamp
- Each reflector is flexible and can be even fixed in distance up to 5m far from the fixture (5m long reflector wire is standard)
- Conforming to the requirement of EN60598-2-22, EN1838, EN62034
- Design:
  - Base made of sheet steel painted in RAL9003
  - Prismatic diffuser
- nástenné výkonné LED núdzové svietidlo určené pre trvalé/netrvalé (NM/M) alebo (C) centrálné napájané núdzové osvetlenie dostupné vo verziách pre:
  - **AUTOTEST** (-AT)
  - **CENTRALTEST** (-ATXL) pre systém ELMAX LOOK (pozri str.166)
  - **CENTRAL BATTERY** (C.REFLUX) pre **neadresovateľné CBS** (pozri str.174)
  - **CENTRAL BATTERY** (-ATXP) pre systém **ELMAX-PATROLUX s adresovateľnou CBS** (pozri str. 170)
- vybavené dvomi reflektormi, z ktorých každý je **vybavený 9xHighPower LED**, ktoré sa svojím výkonom vyrovnajú 50W halogénovej žiarovke (celkom inštalovaných 18x HighPower LED)
- každý reflektor je otočiteľný do požadovaného smeru a navyše je vybavený 5m dlhým vodičom s možnosťou umiestniť reflektor aj mimo svietidla (napr. za roh na osvetlenie druhej strany chodby)
- spĺňa požiadavky európskej normy EN 60598-2-22, EN1838, EN62034
- konštrukcia:
  - teleso z ocelového plechu v RAL9003
  - svetelno-činný kryt prizmatické PMMA



### STANDARD ACCESSORIES

### ŠTANDARDNÁ VÝBAVA

- Equipped with **Multi-directional lamp heads for on site flexibility**
- **HighPower LEDs 120lm/W (5000K) with the lifetime >100.000h**
- Addressable **CENTRALTEST** communication module (for all ATXL and ATXP versions only)
- LEDs indicating both presence of power supply and signaling failures
- **TEST** button
- **výkonné LED 120lm/W (5000K) so životnosťou min 100000hod**
- adresovateľný **CENTRALTEST** komunik.modul (pre ATXP a ATXL verzie)
- signalizácia LED a **TEST** tlačítko

Page No.162

### AUTOTEST -AT NM/M

Type	Version	Duration	Light Source	Light Flux / Emergency mode	Battery	Order Code	Weight
MULTIREF-AT 18xLED.1h	NM/M	1h	18x HighPower LED	2500 lm / 2500 lm	2x NiMh 9,6V/4,0Ah	244-B-01-01	7,0 kg

Page No.166

### CENTRALTEST -ATXL ELMAX-LOOK

Type	Version	Duration	Light Source	Light Flux / Emergency mode	Battery	Order Code	Weight
MULTIREF-ATXL 18xLED.1h	NM/M	1h	18x HighPower LED	2500 lm / 2500 lm	2x NiMh 9,6V/4,0Ah	244-B-03-01	7,1 kg

Page No.174

### CENTRAL BATTERY (CBS)

Type	Version	Light Source	Light Flux	Order Code	Weight
C.REFLUX 18xLED/230V AC/DC	CBS NON-ADDRESSABLE	18x HighPower LED	2500 lm	244-B-02-01	5,0 kg

Page No.170

### Addressable CENTRAL BATTERY (CBS) -ATXP ELMAX-PATROLUX

Type	Version	Light Source	Light Flux	Order Code	Weight
C.REFLUX-ATXP 18xLED/230V AC/DC	ATXP CBS ADDRESSABLE	18x HighPower LED	2500 lm	244-B-04-01	5,1 kg

Look up pages No. 328-335 for 1x Spacing tables  
Pozri str. 328-335 pre rozmiestnenie svietidiel na dosiahnutie 1x

**C.REFLUX-LED / MULTIREF-LED**

Stock loading area emergency lighting application

